



121+ Hands-On Day of the Dead Project Ideas for All Ages

[Leave a Comment / General](#)



Discover simple and creative Day of the Dead project ideas, perfect for fun activities that celebrate tradition and culture in the classroom or at home.

Have you ever wondered how a celebration can honor both life and death? The Day of the Dead, or Día de los Muertos, is a vibrant Mexican tradition that takes place on November 1st and 2nd.

It is a time when families come together to remember and celebrate their deceased loved ones. This holiday blends indigenous customs with Spanish influences, creating a rich

tapestry of rituals and beliefs.

The Day of the Dead is marked by colorful altars, or ofrendas, adorned with photographs, mementos, and offerings. Families prepare traditional foods, decorate graves, and participate in parades filled with music and dance.

These practices not only honor the dead but also affirm the belief that death is a part of life. Engaging with this celebration through projects can deepen our understanding of its cultural significance. In this article, we will explore various project ideas that invite you to immerse yourself in the spirit of the Day of the Dead, while respecting its traditions and meanings.

Table of Contents



1. What is Day of the Dead?
2. Cultural Significance and Traditions
3. Engaging Day of the Dead Project Ideas
4. Choosing the Right Day of the Dead Project Idea
5. Creative Day of the Dead Project Ideas for Students
6. Day of the Dead Project Ideas for Students
7. Day of the Dead Project Ideas for Adults
8. Day of the Dead Art Projects for High School
9. Day of the Dead Crafts for Adults
10. Day of the Dead Project Ideas Easy
11. Day of the Dead Project Ideas for Preschoolers
12. Day of the Dead Crafts for Kids
13. Day of the Dead Art Projects for Middle School
14. What Activities Can You Do on the Day of the Dead?
15. What Are the Main Themes of Day of the Dead?
16. What Do You Make on the Day of the Dead?
17. Step-by-Step Guide to Creating Your Day of the Dead Project
18. Common Mistakes to Avoid in Day of the Dead Projects
19. Incorporating Technology in Your Day of the Dead Project
20. Presenting Your Day of the Dead Project Effectively
21. The Importance of Celebrating Day of the Dead
22. Conclusion: Final Thoughts on the Value of Cultural Projects

What is Day of the Dead?

The Day of the Dead is a traditional Mexican holiday that honors deceased loved ones. It combines ancient indigenous customs with elements introduced by Spanish colonization. The celebration is characterized by vibrant colors, lively music, and intricate decorations.

Key Elements

- **Ofrendas (Altars):** Families create altars adorned with photos, candles, flowers, and food to welcome spirits back to the living world.
- **Sugar Skulls:** These decorative treats symbolize the sweetness of life and are often inscribed with the names of the deceased.
- **Papel Picado:** Cut paper banners that add color and festivity, representing the fragility of life.

Cultural Significance and Traditions

Day of the Dead holds deep cultural significance. It reflects a unique perspective on death, viewing it as a continuation of life rather than an end. Key traditions include:

- **Family Gatherings:** Families come together to share stories, food, and memories of those who have passed away.
- **Visiting Graves:** Many families clean and decorate the graves of their loved ones, often spending the night in remembrance.
- **Festive Activities:** Parades, music, and dancing are common, creating a joyful atmosphere that celebrates life and death.

Engaging Day of the Dead Project Ideas

Here are some creative project ideas to explore the Day of the Dead:

Creating an Altar (Ofrenda)

- **Design and build a small altar** that includes traditional items used to honor loved ones, such as photos and food.

Sugar Skull Decorations

- **Make your own sugar skulls** using molds and decorate them with colorful icing to learn about their significance.

Making Papel Picado (Cut Paper Banners)

- **Create papel picado** to decorate your space and understand its symbolic meanings.

Day of the Dead Artwork and Posters

- **Design artwork or posters** that depict Day of the Dead themes, incorporating symbols and traditions.

Researching and Presenting Famous Figures Celebrated

- **Choose a famous figure** celebrated on the Day of the Dead and create a presentation about their life and legacy.

Cooking Traditional Foods and Recipes

- **Prepare traditional dishes** associated with the holiday and share their significance within the culture.

Designing a Day of the Dead Family History Project

- **Create a family tree** that highlights your own family's connections to the Day of the Dead.

Storytelling: Sharing Personal Connections to the Celebration

- **Write and share stories** about your personal connections to those you wish to honor.

Crafting Day of the Dead Costumes

- **Design and create costumes** inspired by Day of the Dead themes, showcasing your creativity.

Hosting a Mini Day of the Dead Celebration

- **Organize a small event** to celebrate Day of the Dead, inviting others to share in the experience.

Choosing the Right Day of the Dead Project Idea

Here are the tips for choosing the right day of the dead project idea:

Factors to Consider: Interests and Resources

- **Personal Interests:** Select a project that resonates with your passions to enhance engagement.
- **Available Resources:** Assess what materials and time you have for your project.

Aligning Projects with Cultural Education Goals

- **Cultural Understanding:** Ensure your project promotes awareness and respect for the traditions and meanings behind the Day of the Dead.

See also [130+ Astonishing Income Generating Project Ideas](#)

Creative Day of the Dead Project Ideas for Students

Here are over 121 creative project ideas centered around the Day of the Dead (Día de los Muertos), suitable for students and communities:

Art & Craft Projects

1. **Sugar Skulls:** Decorate sugar skulls using vibrant colors.
2. **Paper Marigolds:** Create paper marigolds, the traditional flower of the holiday.
3. **Altars (Ofrendas):** Build a small altar to honor loved ones.
4. **Calavera Masks:** Design and paint decorative skull masks.
5. **Catrina Dolls:** Make Catrina figures using clay or fabric.

6. **Day of the Dead Collage:** Create a collage representing the traditions of the holiday.
7. **Painted Rocks:** Decorate rocks with Day of the Dead symbols and messages.
8. **Skeletal Art:** Draw or paint skeletal figures in traditional dress.
9. **Shadow Boxes:** Create shadow boxes representing different aspects of the holiday.
10. **Diaries of the Dead:** Design a journal where students can write memories of loved ones.

Educational Projects

11. **History Presentation:** Research and present on the origins of Día de los Muertos.
12. **Cultural Significance:** Explore the cultural significance of the holiday in Mexican society.
13. **Family Traditions:** Interview family members about their Day of the Dead traditions.
14. **Language Project:** Learn and present common phrases and vocabulary in Spanish related to the holiday.
15. **Food Exploration:** Research traditional foods made for Día de los Muertos, like pan de muerto.
16. **Symbolism in Art:** Analyze the symbols commonly used in Day of the Dead art.
17. **Comparison Project:** Compare Día de los Muertos with other cultural celebrations of death.
18. **Influential Figures:** Research and present on influential figures in the celebration of Día de los Muertos.
19. **Regional Variations:** Explore how Día de los Muertos is celebrated in different regions of Mexico.
20. **Cultural Infographic:** Create an infographic summarizing key facts about the holiday.

Creative Writing Projects

21. **Poetry Inspired by Día de los Muertos:** Write poems reflecting on memories of loved ones.
22. **Short Stories:** Create short stories about visiting the altars of ancestors.
23. **Letters to Loved Ones:** Write letters to deceased family members.
24. **Personal Reflections:** Write a personal reflection on what death and remembrance mean to you.
25. **Traditional Folktales:** Research and retell traditional stories associated with Día de los Muertos.

Community Engagement

26. **Community Altar:** Organize a community altar where people can contribute photos and mementos.
27. **Cultural Fair:** Host a fair celebrating Día de los Muertos with music, food, and art.
28. **Volunteer at Local Events:** Participate in local Day of the Dead celebrations or events.
29. **Storytelling Event:** Organize a storytelling event where community members share stories about loved ones.
30. **Art Exhibition:** Hold an art exhibition showcasing student and community artwork inspired by Día de los Muertos.

Performance & Music Projects

31. **Dance Performance:** Choreograph a dance inspired by traditional Mexican music.
32. **Mariachi Band:** Learn about mariachi music and perform a song.
33. **Theatrical Skit:** Create a skit that incorporates elements of Día de los Muertos.
34. **Storytelling through Dance:** Develop a dance piece that tells the story of Día de los Muertos.
35. **Music Composition:** Write and perform a song that reflects the themes of the holiday.

Culinary Projects

36. **Cooking Class:** Organize a cooking class to make traditional Day of the Dead foods.
37. **Recipe Book:** Compile a recipe book of traditional Día de los Muertos dishes.
38. **Food Presentation:** Present on the significance of specific foods made for the holiday.
39. **Taste Testing:** Host a taste testing of various Día de los Muertos foods.
40. **Culinary Tradition Research:** Research and present on the origins of specific dishes.

Environmental Projects

41. **Recycling Art:** Create art from recycled materials to represent themes of remembrance.
42. **Nature Walk:** Organize a nature walk to collect items for an altar (e.g., flowers, leaves).
43. **Garden of Remembrance:** Start a community garden in memory of loved ones.
44. **Biodegradable Decorations:** Make eco-friendly decorations for altars and celebrations.
45. **Planting Marigolds:** Plant marigold flowers in a community space to honor the holiday.

Digital Projects

46. **Video Documentary:** Create a short documentary about the significance of Día de los Muertos.

47. **Virtual Gallery:** Design a virtual gallery showcasing artwork related to the holiday.
48. **Social Media Campaign:** Start a campaign to educate others about Día de los Muertos.
49. **Podcast:** Create a podcast discussing the traditions and significance of the holiday.
50. **Digital Storytelling:** Use digital tools to create a story about Día de los Muertos.

Cultural Exploration

51. **Art History:** Explore the evolution of Día de los Muertos art styles.
52. **Mexican Folklore:** Research myths and legends associated with death in Mexican culture.
53. **Día de los Muertos in Pop Culture:** Investigate representations of Día de los Muertos in film and literature.
54. **Traditional vs. Modern:** Compare traditional celebrations of Día de los Muertos with modern interpretations.
55. **Influence of Catholicism:** Explore the influence of Catholicism on Día de los Muertos practices.

Technology & Innovation

56. **Interactive Website:** Create a website dedicated to educating others about Día de los Muertos.
57. **Augmented Reality Experience:** Develop an AR experience that brings Día de los Muertos traditions to life.
58. **Digital Collage:** Create a digital collage representing the holiday.
59. **Online Workshops:** Host online workshops teaching Día de los Muertos crafts or recipes.
60. **Interactive Map:** Create an interactive map showing Día de los Muertos celebrations around the world.

Personal Reflection Projects

61. **Memory Box:** Create a memory box containing items that remind you of a loved one.
62. **Family Tree Project:** Develop a family tree that includes stories and memories of ancestors.
63. **Reflections Journal:** Keep a journal documenting your thoughts on death and remembrance.
64. **Interview Family Members:** Conduct interviews with family members about their memories of loved ones.

65. **Artistic Representation:** Create an artwork that represents your personal connection to Día de los Muertos.

See also [165+ Creative Pumpkin Project Ideas](#)

Collaborative Projects

66. **Group Mural:** Paint a mural that represents the themes of Día de los Muertos.
67. **Community Recipe Swap:** Organize a recipe swap focusing on traditional foods for the holiday.
68. **Altar Collaboration:** Work as a group to create a large communal altar.
69. **Cultural Exchange:** Organize an exchange with students from Mexico to learn about their celebrations.
70. **Shared Storybook:** Compile a book of stories and memories contributed by classmates.

Fun & Games

71. **Trivia Game:** Create a trivia game focused on facts about Día de los Muertos.
72. **Scavenger Hunt:** Organize a scavenger hunt with clues related to the holiday.
73. **Pictionary:** Play Pictionary using terms and symbols associated with Día de los Muertos.
74. **Board Game:** Design a board game that teaches about Día de los Muertos customs.
75. **Craft Fair:** Host a craft fair featuring items related to Día de los Muertos.

Literature & Poetry

76. **Reading Corner:** Create a reading corner with books about Día de los Muertos for younger students.
77. **Poetry Slam:** Host a poetry slam where participants read works inspired by the holiday.
78. **Literature Analysis:** Analyze poems or stories that focus on themes of death and remembrance.
79. **Anthology Creation:** Compile an anthology of poems and short stories related to Día de los Muertos.
80. **Book Report:** Write a report on a book that features Día de los Muertos.

Social Justice Projects

81. **Exploring Grief:** Hold discussions about grief and loss in various cultures.

82. **Community Needs Assessment:** Assess community needs related to grief support and create a proposal.
83. **Awareness Campaign:** Develop a campaign raising awareness about death and grief in society.
84. **Support Group:** Organize a support group for those dealing with loss.
85. **Documentary Screening:** Screen a documentary related to grief and cultural practices surrounding death.

Technology Integration

86. **Photo Essay:** Create a photo essay documenting local Día de los Muertos celebrations.
87. **Blog Series:** Start a blog series exploring different aspects of Día de los Muertos.
88. **Digital Art Gallery:** Curate an online gallery of digital artwork inspired by the holiday.
89. **Data Visualization:** Create a data visualization project showcasing the popularity of Día de los Muertos globally.
90. **Online Community Forum:** Set up an online forum for discussions about Día de los Muertos.

Personal Growth

91. **Meditation and Reflection:** Create a meditation guide focused on remembering loved ones.
92. **Vision Board:** Make a vision board that represents your hopes and memories associated with the holiday.
93. **Goal Setting:** Reflect on personal goals related to family and remembrance.
94. **Mindfulness Practice:** Develop a mindfulness practice centered on gratitude for family and ancestors.
95. **Personal Ritual:** Create a personal ritual to honor loved ones during Día de los Muertos.

Historical Research

96. **Influence of Aztec Culture:** Research the influence of Aztec culture on Día de los Muertos.
97. **Historical Figures:** Research significant historical figures related to the holiday.
98. **Archaeological Findings:** Explore archaeological findings related to death rituals in ancient Mexico.
99. **Art History:** Study the evolution of Day of the Dead art over time.
100. **Cultural Shifts:** Investigate how Día de los Muertos has changed in the modern era.

Fun Activities

101. **Cultural Movie Night:** Host a movie night featuring films that highlight Día de los Muertos.
102. **Dance Party:** Organize a dance party featuring traditional Mexican music.
103. **Karaoke Night:** Host a karaoke night with songs celebrating the holiday.
104. **Craft Workshop:** Hold workshops for making traditional crafts associated with Día de los Muertos.
105. **Costume Contest:** Organize a costume contest with prizes for the best Catrina outfits.

Family and Community Engagement

106. **Family Reunion:** Plan a family reunion centered around Día de los Muertos traditions.
107. **Community Memory Book:** Create a book where community members can share memories of loved ones.
108. **Memory Walk:** Organize a walk where participants can share stories about deceased loved ones.
109. **Gratitude Project:** Develop a gratitude project where people express thanks to their ancestors.
110. **Family Tree Project:** Create a large family tree that includes stories and memories of ancestors.

Global Perspectives

111. **International Celebrations:** Research how other cultures celebrate death and remembrance.
112. **Global Traditions:** Explore global traditions related to honoring ancestors.
113. **Cultural Exchange Program:** Organize a cultural exchange with students from other countries to learn about their traditions related to death.
114. **Comparative Analysis:** Compare and contrast Día de los Muertos with similar celebrations worldwide.
115. **World Map Project:** Create a world map highlighting different death-related celebrations.

Final Projects

116. **Capstone Project:** Develop a comprehensive project that integrates various aspects of Día de los Muertos.

117. **Community Legacy Project:** Start a project that honors the legacy of community members who have passed away.
118. **Year-End Reflection:** Compile a year-end reflection on what you learned about Día de los Muertos.
119. **Research Paper:** Write a research paper on a specific aspect of Día de los Muertos.
120. **Cultural Showcase:** Organize a showcase where students present their projects and findings about Día de los Muertos.

Bonus Ideas

121. **Time Capsule:** Create a time capsule that includes items representing your personal connection to Día de los Muertos.

Day of the Dead Project Ideas for Students

1. **Altars (Ofrendas):** Create a small altar honoring a loved one, including photos, favorite foods, and decorations.
2. **Sugar Skulls:** Decorate sugar skulls with vibrant colors and patterns, explaining the significance of each element.
3. **Paper Marigolds:** Make paper marigolds, which are traditional flowers used to honor the deceased.

Day of the Dead Project Ideas for Adults

1. **Cultural Presentation:** Research and present on the history and significance of Día de los Muertos in different regions of Mexico.
2. **Personal Memory Books:** Create a scrapbook or journal that celebrates the lives of loved ones who have passed, including stories and photos.
3. **Traditional Cooking:** Host a cooking class focusing on traditional Day of the Dead foods, such as pan de muerto.

See also [151+ Unique EPQ Project Ideas For Students With PDF](#)

Day of the Dead Art Projects for High School

1. **Mixed Media Art:** Create an art piece that combines traditional and modern elements, exploring themes of life and death.
2. **Collaborative Mural:** Design and paint a mural that reflects the essence of Día de los Muertos, incorporating symbols and **motifs**.
3. **Digital Artwork:** Use graphic design software to create a digital poster promoting awareness of Day of the Dead traditions.

Day of the Dead Crafts for Adults

1. **Handmade Decorations:** Create colorful papel picado (perforated paper) banners to decorate spaces.
2. **Candle Holders:** Make decorative candle holders to represent the light that guides spirits back to the living world.
3. **Personalized Calacas:** Design and paint wooden or ceramic calacas (skeletons) that reflect personal stories or humor.

Day of the Dead Project Ideas Easy

1. **Coloring Pages:** Print and color Day of the Dead-themed pages featuring sugar skulls and marigolds.
2. **Simple Altar:** Set up a small altar with a few key elements like a photo, candles, and flowers, focusing on simplicity.
3. **Storytelling Session:** Share stories about deceased loved ones, emphasizing their lives and memories.

Day of the Dead Project Ideas for Preschoolers

1. **Sugar Skull Coloring:** Provide printable sugar skull templates for coloring with bright markers.
2. **Craft Stick Marigolds:** Use craft sticks and tissue paper to create simple marigold flowers.
3. **Memory Stones:** Paint small rocks with symbols representing loved ones, allowing kids to share their memories.

Day of the Dead Crafts for Kids

1. **Mask Making:** Create colorful masks representing calacas (skeletons) using paper plates and decorations.
2. **Paper Plate Skulls:** Use paper plates to make and decorate skulls with paint, glitter, and sequins.
3. **Ofrenda Craft:** Build a mini altar using a shoebox and decorate it with pictures and items that remind them of loved ones.

Day of the Dead Art Projects for Middle School

1. **Art History Exploration:** Research and create artwork inspired by famous Día de los Muertos artists, such as José Guadalupe Posada.
2. **Diorama Creation:** Build a diorama representing a traditional Day of the Dead celebration, complete with figures and altars.
3. **Creative Writing:** Write a poem or story that reflects the themes of remembrance and celebration associated with Día de los Muertos.

What Activities Can You Do on the Day of the Dead?

- **Create Altars:** Honor deceased loved ones with altars decorated with photos, food, and mementos.
- **Cemetery Visits:** Clean and decorate graves of loved ones with flowers and offerings.
- **Cultural Events:** Attend parades, festivals, and community celebrations featuring music, dance, and food.

What Are the Main Themes of Day of the Dead?

- **Remembrance:** Celebrating and honoring those who have passed away.
- **Celebration of Life:** Acknowledging death as a part of the life cycle, with a focus on joyful remembrance rather than mourning.
- **Cultural Heritage:** Emphasizing the rich traditions and customs of Mexican culture, blending indigenous and Spanish influences.

What Do You Make on the Day of the Dead?

- **Altars (Ofrendas):** Including photos, candles, food, and marigolds.
- **Sugar Skulls:** Decorated to reflect individual personalities or loved ones.
- **Traditional Foods:** Such as pan de muerto (bread of the dead) and favorite dishes of the deceased.

Step-by-Step Guide to Creating Your Day of the Dead Project

Here is the step by step guide to creating your day of the dead project:

Researching Your Chosen Topic

- **Gather information** from books, documentaries, and online resources about the Day of the Dead.

Planning and Designing Your Project

- **Outline your project goals** and design elements to ensure a clear direction.

Materials and Resources Needed

- **Compile a list of materials** based on your project idea, ensuring you have everything you need.

Tips for Effective Presentation and Engagement

- **Practice your presentation** and consider incorporating interactive elements to engage your audience.

Common Mistakes to Avoid in Day of the Dead Projects

Here are the common mistakes to avoid in the day of the dead projects:

Misrepresenting Cultural Elements

- **Be respectful** in your representations and avoid stereotypes or inaccuracies.

Overlooking the Meaning Behind Symbols

- **Research the significance** of symbols to ensure accurate representation.

Neglecting Community Input

- **Engage with community members** or cultural experts to gain insight and perspective.

Incorporating Technology in Your Day of the Dead Project

Here are the tips for incorporating technology in your day of the dead project:

Digital Tools for Research and Presentation

- **Utilize digital resources** for research, such as websites, documentaries, and social media.

Using Multimedia to Enhance Engagement

- **Incorporate videos, music, or digital art** to make your project more interactive and engaging.

Presenting Your Day of the Dead Project Effectively

Here are the tips for presenting your day of the dead project effectively:

Tips for a Memorable Presentation

- **Be passionate** and enthusiastic about your topic to capture your audience's interest.

Encouraging Audience Participation and Feedback

- **Invite questions** and encourage your audience to share their thoughts and experiences related to the Day of the Dead.

The Importance of Celebrating Day of the Dead

Celebrating the Day of the Dead fosters a deeper understanding of life, death, and cultural heritage. Engaging in projects around this holiday allows us to connect with traditions and appreciate the rich history that shapes our communities.

Through these activities, we honor those who have passed while celebrating the joy of life. Cultural projects help bridge gaps between generations, encouraging dialogue and learning. Ultimately, the Day of the Dead serves as a poignant reminder of our connections to family, culture, and the cycle of life.


Conclusion: Final Thoughts on the Value of Cultural Projects

Cultural projects, like those centered on the Day of the Dead, enrich our educational experiences by providing a platform for exploration and understanding. They help foster respect for diverse traditions and encourage critical thinking about life, death, and memory.

By participating in these projects, we can celebrate and honor the values and stories of different cultures. Embracing the creativity and history associated with the Day of the Dead not only deepens our appreciation for its significance but also inspires a greater sense of community and belonging.


Let us honor the past while fostering understanding for future generations.

Related Posts



129+ Innovative MSC
Mathematics Project Ideas for
Students

[Leave a Comment](#) / [General](#) / [By Adam Tesla](#)



50 Most Innovative SUPW
Project Ideas to Test Your Skills

[Leave a Comment](#) / [General](#) / [By Adam Tesla](#)

Leave a Comment

Your email address will not be published. Required fields are marked *

Type here..

Name*

Save my name, email, and website in
this browser for the next time I comment.

[Post Comment »](#)

Recent Posts

121+ Hands-On Day of the Dead Project Ideas for All Ages

211+ Innovative Unit Circle Project Ideas for Students

100+ Creative Tombstone Project Ideas for Students In 2025

144+ Innovative Science Fair Project Ideas For Students

151+ Creative Ancient Egyptian Project Ideas for Students

Categories

[Computer Science](#)

[General](#)


[Humanities](#)

[Mini](#)

Subscribe to Our Newsletter

Subscribe us for latest project ideas on all subjects into your email.

[Subscribe](#)



Top Pages

- [Privacy Policy](#)
- [Disclaimer](#)
- [Terms And Conditions](#)

Top Categories

- [Computer Science](#)
- [General](#)
- [Humanities](#)
- [Mini](#)

Follow us on

