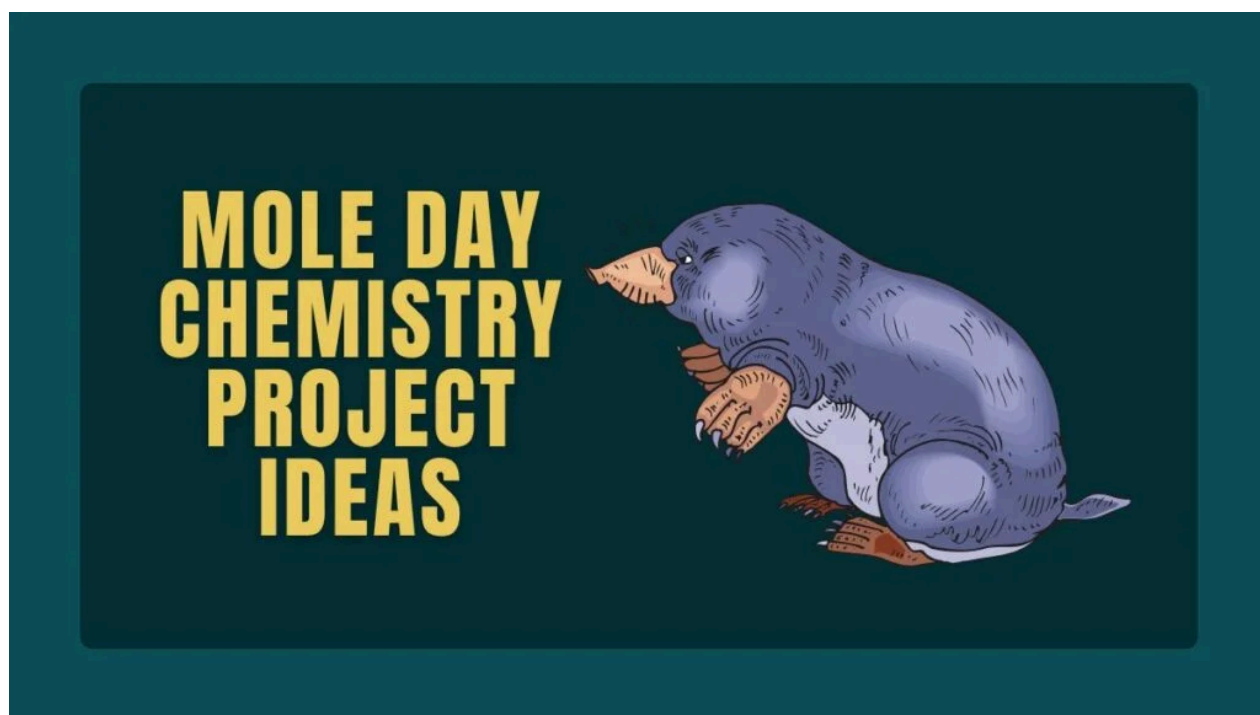




## 97+ Most Recent & Best Mole Day Chemistry Project Ideas

[Leave a Comment / General](#)



Find the best Mole Day project ideas! Celebrate with fun experiments, simple models, and games that help you learn about moles and Avogadro's number. Great for school or home!

Want to learn about chemistry? Mole Day is a fun day to celebrate moles and Avogadro's number ( $6.022 \times 10^{23}$ ) on October 23rd! It's a great way to enjoy science and see how moles help us understand reactions.

In this guide, you'll find easy projects to explore moles. You can make simple models or play games about chemicals. These activities are perfect for school or just for fun at home!

Get ready for some fun science!

### Table of Contents



1. Understanding the Mole Concept
2. Mole Day Chemistry Project Ideas
3. Importance of the Mole Concept in Chemistry
4. Criteria for a Good Mole Day Project
5. Resources for Educators
6. Mole Day Chemistry Project Ideas High School
7. Conclusion

## Understanding the Mole Concept

Let's understand the mole concept:

### Definition of a Mole

- A mole is a way to count particles in chemistry.
- One mole equals  $6.022 \times 10^{23}$  particles, like atoms or molecules.

### Avogadro's Number

- Avogadro's number is  $6.022 \times 10^{23}$ .
- It tells us how many particles are in one mole.
- This helps scientists count tiny particles easily.

### Importance in Chemical Calculations

- Moles help us change between mass and number of particles.
- They are used to balance chemical reactions.
- Understanding moles is important for calculating how much of each substance we need in a reaction.

# Mole Day Chemistry Project Ideas

Here are some of the best mole day chemistry project ideas:

## Demonstrations

1. Conduct a moles-based chemical reaction demonstration.
2. Show the mole concept using marshmallows to represent atoms.
3. Perform a mole-to-grams conversion live.
4. Demonstrate gas laws using balloons and moles.
5. Create a visual demonstration of Avogadro's law.
6. Use food coloring to show moles in solution.
7. Measure and display the molar volume of a gas.
8. Show mole ratios using colored water.
9. Conduct a reaction and measure gas volume produced.
10. Use models to represent molecular structures and moles.

## Experiments

1. Investigate how temperature affects mole calculations.
2. Measure the molarity of a solution using titration.
3. Analyze the relationship between moles and reaction rates.
4. Explore the effect of concentration on a chemical reaction.
5. Calculate the moles in a given mass of a substance.
6. Conduct a stoichiometry experiment using balanced equations.
7. Measure the pH of solutions and relate it to moles.
8. Compare moles in different gas samples.
9. Study the mole concept using baking soda and vinegar.
10. Investigate the molar mass of different salts.

## Creative Projects

1. Design a poster illustrating the mole concept.
2. Create a comic strip explaining moles in chemistry.
3. Build a 3D model representing moles in compounds.
4. Write a short story featuring a mole as a character.
5. Make an infographic on moles for a science fair.
6. Create a visual timeline of Avogadro's contributions.

7. Design a game board themed around mole calculations.
8. Craft a video explaining moles and their importance.
9. Develop a play about the history of the mole concept.
10. Write a rap or song about moles in chemistry.

## Research Projects

1. Research the history of the mole and its significance.
2. Investigate Avogadro's hypothesis and its impact on chemistry.
3. Study the applications of moles in real-world chemistry.
4. Explore the relationship between moles and environmental science.
5. Research the importance of moles in pharmaceuticals.
6. Investigate how moles are used in food science.
7. Study the role of moles in biological processes.
8. Examine how moles are utilized in industrial chemistry.
9. Research the impact of mole concepts on climate change.
10. Investigate how moles help in understanding chemical reactions.

See also [Top 139+ Interesting Comic Project Ideas for Students](#)

## Art Projects

1. Create a mural illustrating the concept of moles.
2. Paint a canvas depicting chemical reactions in moles.
3. Make mole-themed sculptures using clay.
4. Design mole-inspired jewelry or accessories.
5. Create a photo collage of chemical compounds in moles.
6. Illustrate the mole concept through photography.
7. Develop a mole-themed comic book.
8. Craft a mobile representing different molecules and moles.
9. Design a T-shirt featuring mole-themed art.
10. Create a digital art piece illustrating moles in chemistry.

## Games and Competitions

1. Organize a mole trivia quiz competition.
2. Host a mole-themed scavenger hunt.

3. Create a board game focused on mole calculations.
4. Develop a Jeopardy game with mole-related questions.
5. Organize a chemistry challenge centered on moles.
6. Set up a mole relay race involving calculations.
7. Host a mole-themed escape room experience.
8. Create an online quiz on mole concepts.
9. Organize a Pictionary game using mole terms.
10. Develop a Kahoot quiz about moles and reactions.

## Technology-Based Projects

1. Create a mobile app for mole calculations.
2. Develop a website dedicated to the mole concept.
3. Produce a podcast discussing moles in chemistry.
4. Create educational videos explaining mole concepts.
5. Design an interactive online quiz on moles.
6. Use simulations to demonstrate mole reactions.
7. Create an animated video about the mole concept.
8. Build a blog focused on mole-related chemistry topics.
9. Develop an infographic using digital tools.
10. Use coding to create a program for mole calculations.

## Field Studies

1. Visit a chemistry lab to observe mole applications.
2. Analyze local soil samples for chemical composition in moles.
3. Test water samples for molar concentrations of pollutants.
4. Research moles in a local food production facility.
5. Conduct air quality tests to measure pollutant moles.
6. Study the impact of fertilizers on soil chemistry.
7. Observe mole applications in a pharmaceutical company.
8. Investigate moles in local agriculture practices.
9. Analyze environmental effects on mole concentrations.
10. Conduct a community project measuring water quality.

## Hands-On Activities

1. Host a mole-themed cooking session.

2. Organize a hands-on workshop for mole calculations.
3. Build models to represent different moles in compounds.
4. Create a hands-on experiment with baking soda and vinegar.
5. Engage in a group discussion about moles and their relevance.
6. Set up a DIY project using common household items.
7. Conduct a memory game using mole-related terms.
8. Organize a group activity calculating moles in real life.
9. Create mole-themed crafts to demonstrate concepts.
10. Engage in role-playing scenarios to explain moles.

## Experimental Design

1. Design an experiment to measure reaction rates involving moles.
2. Create a study on the effects of temperature on moles.
3. Develop an experiment to test molarity in different solutions.
4. Investigate the impact of pH on mole concentration.
5. Create a hypothesis on moles in biological reactions.
6. Design an experiment on gas laws and mole calculations.
7. Explore the effects of concentration on reaction speed.
8. Evaluate different substances' molar masses.
9. Conduct a longitudinal study of reaction yields in moles.
10. Create an experimental plan focused on environmental moles.

## Interactive Learning

1. Organize peer tutoring sessions focused on moles.
2. Conduct interactive workshops teaching mole concepts.
3. Host chemistry discussions on mole-related topics.
4. Create mole-focused group projects with classmates.
5. Develop interactive games teaching mole calculations.
6. Play Jeopardy with mole-related categories.
7. Create collaborative research projects on moles.
8. Engage younger students in hands-on mole activities.
9. Use technology to facilitate interactive mole learning.
10. Organize group challenges to solve mole problems.

See also [129+ Innovative MSC Mathematics Project Ideas for Students](#)

## Culinary Chemistry

1. Explore the role of moles in baking through experiments.
2. Investigate molecular gastronomy techniques.
3. Analyze food labels for mole-related measurements.
4. Create a cookbook with recipes illustrating mole concepts.
5. Conduct flavor chemistry experiments using moles.
6. Host a cooking demonstration on molecular recipes.
7. Study the nutritional value of foods in terms of moles.
8. Research how preservation methods relate to moles.
9. Develop mole-themed recipes for classroom cooking.
10. Conduct tastings while discussing mole chemistry.

## Environmental Chemistry

1. Analyze local water samples for pollutants in moles.
2. Study soil composition using mole calculations.
3. Research air quality and mole concentration of pollutants.
4. Investigate the impact of fertilizers on moles in soil.
5. Conduct a project measuring moles in ecosystem studies.
6. Explore how moles relate to carbon footprint calculations.
7. Study moles in ecological interactions and nutrient cycling.
8. Analyze the effects of emissions on moles in the environment.
9. Research moles in the context of climate change.
10. Measure the moles of different chemicals in environmental samples.

## Science Communication

1. Write an article explaining the importance of moles.
2. Create a podcast discussing mole concepts in chemistry.
3. Design a brochure to educate about moles.
4. Give a presentation on moles at a community event.
5. Produce educational videos explaining mole concepts.
6. Start a blog focusing on chemistry topics, including moles.
7. Host webinars discussing various aspects of moles.
8. Develop engaging social media posts about moles.
9. Organize a talk where students share mole-related projects.
10. Write collaborative articles on moles for school publications.

## **STEM Integration**

1. Explore math applications in mole calculations.
2. Investigate physics principles in reactions involving moles.
3. Study engineering applications of moles in materials science.
4. Research technology used in mole analysis.
5. Design a chemistry lab focused on mole experiments.
6. Simulate chemical reactions using software for mole calculations.
7. Analyze experimental data to understand moles better.
8. Research careers requiring mole knowledge in STEM fields.
9. Collaborate with other disciplines to explore mole concepts.
10. Create programs to calculate moles and analyze reactions.

## **Safety and Ethics**

1. Research safety protocols for mole-related experiments.
2. Discuss ethical considerations in chemical research.
3. Create a presentation on safety in chemistry labs.
4. Develop a campaign promoting safety during Mole Day.
5. Review safety data sheets for chemicals used in experiments.
6. Conduct a risk assessment for planned mole experiments.
7. Study ethical implications of moles in environmental practices.
8. Teach peers about responsible chemical disposal.
9. Create a safety checklist for conducting mole experiments.
10. Discuss the importance of safety in scientific research.

## **Community Engagement**

1. Organize workshops to teach the community about moles.
2. Participate in science fairs with mole-focused projects.
3. Develop outreach programs for younger students.
4. Collaborate with local scientists on mole experiments.
5. Host public exhibitions showcasing mole projects.
6. Conduct surveys on community understanding of moles.
7. Volunteer for local science education programs.
8. Create educational materials for schools about moles.
9. Organize community events celebrating Mole Day.
10. Develop partnerships with local organizations for mole awareness.



## Cross-Disciplinary Projects

1. Collaborate with art classes to create mole-themed projects.
2. Integrate history by researching Avogadro's life.
3. Connect with math to teach mole calculations.
4. Explore moles in relation to biology and ecosystems.
5. Study literature referencing chemical concepts involving moles.
6. Research cultural perceptions of chemistry and moles.
7. Combine technology to develop interactive mole projects.
8. Explore music by creating songs about moles.
9. Collaborate with physical education for mole-related activities.
10. Organize a multidisciplinary showcase focusing on moles.

See also [201+ Trending PJAS Project Ideas Every Student Should Try](#)

## Experimental Challenges

1. Create a challenge to measure unknown mole quantities.
2. Organize a competition to identify moles in various compounds.
3. Set up a relay race for mole calculations.
4. Host a challenge to design the best mole-themed project.
5. Develop an experiment to compare student knowledge of moles.
6. Organize a "mole-off" where teams solve mole problems.
7. Create a simulation game to challenge understanding of moles.
8. Conduct a timed experiment to measure moles effectively.
9. Host debates on the importance of moles in science.
10. Create an escape room focused on mole-related puzzles.

## Feedback and Reflection

1. Create surveys for feedback on mole-related projects.
2. Conduct group discussions reflecting on mole experiments.
3. Write reflective essays on learning about moles.
4. Analyze peer presentations on moles for constructive feedback.
5. Create journals documenting experiences with mole concepts.
6. Organize feedback sessions to improve future projects.
7. Reflect on community engagement activities related to moles.

8. Develop self-assessment tools for mole-related work.
9. Create a portfolio of mole projects with reflections.
10. Engage in discussions about challenges faced in mole studies.

## Importance of the Mole Concept in Chemistry

Here is the importance of the mole concepts in chemistry:

Concept	Description
<b>Counting Particles</b>	Moles make it easy to count tiny particles like atoms and molecules.
<b>Mass and Volume</b>	Moles connect how much a substance weighs to the number of particles, useful in experiments.
<b>Balancing Reactions</b>	Moles are used to balance chemical equations, ensuring that matter is not lost.
<b>Stoichiometry</b>	Moles are important for calculating the amounts of each substance needed in a reaction.
<b>Understanding Concentration</b>	Moles help find the concentration of solutions, crucial for reactions.
<b>Standard Measurements</b>	Moles provide a standard way to measure and share amounts of substances in chemistry.

## Criteria for a Good Mole Day Project

Here are some of the most criteria for a good mole day project:

Element	Description
<b>Educational Value</b>	The project should help students learn about the mole concept.

Element	Description
<b>Hands-On Activities</b>	Include fun experiments or activities that let students get involved.
<b>Creativity</b>	Encourage creative ideas, like making models or posters.
<b>Simplicity</b>	Make it easy to understand and follow for the age group.
<b>Visual Appeal</b>	Use bright colors and designs to make it interesting.
<b>Collaboration</b>	Let students work together and share ideas.
<b>Clear Instructions</b>	Provide simple steps so students can complete the project.
<b>Real-Life Connection</b>	Show how moles are used in everyday life to make it relevant.

## Resources for Educators

Here are the resources for educators:

Resource Type	Description
<b>Online Lesson Plans</b>	Websites like Teachers Pay Teachers offer free and paid lesson plans focused on the mole concept.
<b>Videos and Tutorials</b>	YouTube has many educational channels that explain the mole concept through videos and animations.
<b>Interactive Simulations</b>	PhET Interactive Simulations provides online tools to explore chemical concepts, including moles.

Resource Type	Description
<b>Books and Textbooks</b>	Look for chemistry textbooks that have sections on moles, as well as teacher guides with project ideas.
<b>Science Kits</b>	Consider using science kits that include experiments related to moles and Avogadro's number.
<b>Local Science Centers</b>	Reach out to nearby <a href="#">science museums</a> or centers for resources, workshops, or materials.
<b>Chemistry Blogs and Forums</b>	Follow educational blogs and forums for tips, project ideas, and community support from other educators.
<b>Printable Worksheets</b>	Find worksheets and activity sheets online that reinforce the mole concept for students.
<b>Professional Development</b>	Attend workshops or webinars focused on teaching chemistry and the mole concept effectively.

## Mole Day Chemistry Project Ideas High School

Here are some of the best mole day chemistry project ideas high school:

### Mole Models

- **What to Do:** Make 3D models of molecules with balls and sticks or clay.
- **Goal:** Show how molecules are made of atoms.

### Molar Mass Lab

- **What to Do:** Measure the weight of different substances and calculate their molar mass.
- **Goal:** Learn how to find molar mass.

### Avogadro's Number Experiment

- **What to Do:** Use a gas sample to show how many molecules are in a mole.

- **Goal:** Understand moles and gas.

## Poster Contest

- **What to Do:** Create posters about the mole or Avogadro's number.
- **Goal:** Be creative and share knowledge.

## Cooking with Moles

- **What to Do:** Use a recipe to calculate the moles of ingredients and then cook it.
- **Goal:** Show moles in cooking.

## Trivia Game

- **What to Do:** Create a fun trivia game with questions about moles.
- **Goal:** Learn while playing.

## Kitchen Chemistry

- **What to Do:** Experiment with kitchen items like baking soda to explore their mole amounts.
- **Goal:** Relate chemistry to everyday things.

## Mole Stations

- **What to Do:** Set up different activity stations about moles.
- **Goal:** Provide hands-on learning.

## Mole Day Presentation

- **What to Do:** Make a simple presentation about Mole Day.
- **Goal:** Share what you learned.

## Science Center Trip

- **What to Do:** Visit a local science museum with chemistry exhibits.
- **Goal:** Learn in a fun way.

# Conclusion

The project ideas above let students get hands-on with chemistry in fun ways. They can build models using things they find at home, try simple experiments to see how reactions work, and even cook to see how ingredients change. These activities show how chemistry is part of everyday life.


It helps them understand why chemistry matters and how it's all around us. On Mole Day, students can play games, take part in fun challenges, and share their discoveries with friends.

Let's make Mole Day a fun and memorable day for everyone! With cool activities and group projects, we can get students excited about chemistry and curious to learn more.

[← Previous Post](#)


[Next Post →](#)

## Related Posts



**129+ Innovative MSC  
Mathematics Project Ideas for  
Students**

[Leave a Comment / General / By Adam Tesla](#)



**50 Most Innovative SUPW  
Project Ideas to Test Your Skills**

[Leave a Comment / General / By Adam Tesla](#)

# Leave a Comment

Your email address will not be published. Required fields are marked \*

Type here..

Name\*

Save my name, email, and website in this browser for the next time I comment.

Email\*

**Post Comment »**

Website

## Recent Posts

75+ Inspiring Layers of The Earth Project Ideas

145+ reMarkable Invention Ideas for School Project

135+ Exciting Collage Ideas for School Project

Top 121+ Best Spring Boot Project Ideas For Students In 2025

161+ Innovative Major Project Ideas For Cse Final Year

## Categories

Computer Science

General

Humanities

Mini

## Subscribe to Our Newsletter

Subscribe us for latest project ideas on all subjects into your email.

Subscribe

### Top Pages

Privacy Policy

Disclaimer

Terms And Conditions

### Top Categories

Computer Science

General

Humanities

Mini

### Follow us on





