



235+ Best Out of Waste Ideas

[Leave a Comment / General](#)



Find simple and fun best out of waste ideas! Turn old things into useful items and help the environment. Great for kids and adults to try!

Got old bottles, papers, or broken things at home? Don't throw them out! You can turn them into something useful or fun. Best out of waste ideas help you make new things from stuff you don't need anymore. It's a simple way to save money and help the planet.

These ideas are great for school projects, fun activities with kids, or just making your home better. Let's see how we can make something cool from waste!

Table of Contents



1. Understanding Best Out of Waste
2. Best Out of Waste Ideas
3. Health and Safety Considerations
4. Environmental Impact
5. What is the best out of waste topic?
6. How do you make waste out of best project?
7. What does best out of waste ideas mean?
8. What can I make out of rubbish?
9. Best Out of Waste Ideas for Kids
10. Best Out of Waste Ideas for School
11. Best Out of Waste Ideas for Adults
12. Glass Bottle Vase
13. Best Out of Waste Ideas for Competition
14. Best Out of Waste Ideas for Class 6
15. Conclusion

Understanding Best Out of Waste

“Best Out of Waste” means using old things to make something new instead of throwing them away. It’s good for the environment and saves money.

What it is?

Turning old things into new, useful items.

Why it’s good?

- **Reduces waste:** We reuse instead of throwing away.
- **Saves money:** We make things instead of buying them.
- **Helps the planet:** Less trash and pollution.

Examples

- **Old paper:** Make cards or decorations.
- **Plastic bottles:** Make planters.
- **Fabric scraps:** Make bags.

- **Tin cans:** Use as pencil holders.

It's fun to turn old things into something useful!

Best Out of Waste Ideas

Here are some of the best out of waste ideas:

Home Decor

1. Paint glass bottles for vases or lamps.
2. Turn old CDs into wall art.
3. Make planters from tin cans.
4. Frame colorful fabric scraps.
5. Add fairy lights to mason jars.
6. Create rustic frames from old wood.
7. Use pallets to make shelves.
8. Turn teacups into candles.
9. Make a terrarium in a glass jar.
10. Craft collages from old magazines.

Stationery

1. Use paper rolls to make pen holders.
2. Turn old cards into bookmarks.
3. Make clocks from CDs.
4. Create fridge magnets with buttons.
5. Paint jar lids for chalkboard labels.
6. Make notebooks from old envelopes.
7. Use spoons to make a ruler.
8. Store clips in tin cans.
9. Wrap gifts with old maps.
10. Cut cardboard into gift tags.

Toys and Kids' Crafts

1. Make puppets from old socks.
2. Create puzzles with bottle caps.

3. Build animals from egg cartons.
4. Design castles with cardboard.
5. Use cups to make string telephones.
6. Craft dolls from clothespins.
7. Turn tissue boxes into rockets.
8. Make mosaics with buttons.
9. Use toothbrushes as paintbrushes.
10. Build spinning toys from bottles.

Fashion Accessories

1. Make tote bags from T-shirts.
2. Create beads from old magazines.
3. Turn jeans pockets into pouches.
4. Craft earrings with bottle caps.
5. Sew hairbands from fabric scraps.
6. Make mittens from sweaters.
7. Design necklaces with old ribbons.
8. Craft bracelets with buttons.
9. Use leather scraps for wallets.
10. Make belts from old jeans.

Functional Items

1. Turn plastic bottles into bird feeders.
2. Use spoons to make a lamp.
3. Organize drawers with cartons.
4. Cover old tires to make ottomans.
5. Use cereal boxes to store papers.
6. Hang shoes to hold keys.
7. Turn denim into storage bins.
8. Cut bottles into cleaning brushes.
9. Add buttons for easy zipper pulls.
10. Use CDs as coasters.

Gardening

1. Plant seedlings in eggshells.

2. Build greenhouses with bottles.
3. Use old shoes as planters.
4. Turn broken mugs into plant pots.
5. Write plant names on corks.
6. Grow herbs in plastic cups.
7. Hang tin cans as planters.
8. Decorate pots with broken CDs.
9. Use toothbrushes as garden labels.
10. Start seeds in cardboard boxes.

Festive Decorations

1. Make garlands from newspaper stars.
2. Arrange bottle caps into a wreath.
3. Cut spoons into snowflakes.
4. Turn CDs into ornaments.
5. Frost jars for candle holders.
6. Sew stockings from old sweaters.
7. String garlands with scrap ribbons.
8. Stack toilet rolls into trees.
9. Bundle cinnamon sticks for decor.
10. Paint pinecones for festive charm.

Kitchen Hacks

1. Make recipe stands from cereal boxes.
2. Turn corks into drink coasters.
3. Use plastic lids as measuring cups.
4. Store utensils in painted cans.
5. Add bottle tops to spice jars.
6. Use jars to store kitchen items.
7. Grow herbs in ice cube trays.
8. Roll dough with plastic bottles.
9. Use chipped mugs as spoon rests.
10. Label plants with corkscrews.

See also [Top 139+ Interesting Comic Project Ideas for Students](#)

Storage and Organization

1. Use shoeboxes as drawer dividers.
2. Make tool holders from milk jugs.
3. Wrap boxes with sweaters for storage.
4. Store pantry items in jars.
5. Stack cans to organize makeup.
6. Use toilet rolls to hold cables.
7. Repurpose ladders into shoe racks.
8. Stack crates for storage.
9. Sew drawstring bags from fabric scraps.
10. Hang cans to store tools.

Gifts and Wrapping

1. Decorate baskets for gift hampers.
2. Wrap gifts with old newspapers.
3. Put photos in jars as frames.
4. Cut T-shirts for gift ribbons.
5. Fold magazines into gift boxes.
6. Use photos to decorate notebooks.
7. Make vases from plastic bottles.
8. Decorate cans for treat boxes.
9. Sew tissue holders from fabric.
10. Stick CD pieces on candle holders.

Upcycled Furniture

1. Turn an old ladder into a bookshelf.
2. Make stools from stacked tires.
3. Convert crates into storage benches.
4. Paint old chairs for a fresh look.
5. Use doors as headboards.
6. Build tables from wooden pallets.
7. Turn an old suitcase into a coffee table.
8. Use wine barrels as side tables.
9. Make a couch from old car seats.
10. Repurpose dressers into kitchen islands.

Tech and Electronics

1. Turn CDs into mobile stands.
2. Use old keyboards to create keychains.
3. Make lamps from old hard drives.
4. Turn floppy disks into coasters.
5. Use cable spools as charging stations.
6. Create pen holders from keyboards.
7. Decorate your desk with old circuit boards.
8. Turn broken headphones into headbands.
9. Build speakers with tin cans.
10. Make a phone holder from a plastic bottle.

Art Projects

1. Paint abstract art on old tiles.
2. Make 3D art with cardboard scraps.
3. Create mosaics from broken ceramics.
4. Turn old magazines into paper sculptures.
5. Paint glass bottles for unique art pieces.
6. Use leaves to create nature prints.
7. Make wall hangings with yarn scraps.
8. Create shadow boxes with old frames.
9. Make textured art with dried pasta.
10. Turn used postage stamps into collages.

Party Decorations

1. Make paper garlands from old books.
2. Create lanterns with tin cans.
3. Use mason jars for centerpieces.
4. Hang bottle cap streamers.
5. Make bunting flags from fabric scraps.
6. Paint balloons with glitter.
7. Turn plastic cups into fairy lights.
8. Use cardboard to make party props.
9. Craft photo booth frames from old wood.
10. Decorate tables with wine corks.

Pet Supplies

1. Turn old T-shirts into dog toys.
2. Use crates as pet beds.
3. Make a scratching post with old rope.
4. Turn jeans into chew toys.
5. Use baskets as small pet beds.
6. Convert tires into pet beds.
7. Make a water bowl from old pans.
8. Sew bandanas from fabric scraps.
9. Create a cat tunnel with old boxes.
10. Build birdhouses from tin cans.

Outdoor Projects

1. Make bird feeders from milk cartons.
2. Use tires to build garden swings.
3. Craft garden decor with broken tools.
4. Build outdoor seating with wooden pallets.
5. Use cans to make wind chimes.
6. Make stepping stones with old plates.
7. Build a tree swing with old wood.
8. Create a planter wall with plastic bottles.
9. Paint rocks for garden markers.
10. Craft solar lights from jars.

School Projects

1. Build volcano models with soda bottles.
2. Create planets from foam balls.
3. Make dioramas with shoeboxes.
4. Use bottle caps for math games.
5. Create windmills with cardboard.
6. Design paper mache globes.
7. Make mini houses with popsicle sticks.
8. Turn straws into molecular models.
9. Build a periscope with old mirrors.
10. Use cereal boxes for science projects.

Eco-Friendly Crafts

1. Make bags from old jeans.
2. Use tin cans to grow herbs.
3. Turn newspapers into paper bags.
4. Make eco-friendly candles from wax scraps.
5. Create compost bins from buckets.
6. Use cloth scraps for reusable napkins.
7. Craft bamboo toothbrush holders.
8. Make tote bags from feed sacks.
9. Upcycle jars as bulk food containers.
10. Turn scrap wood into coasters.

Holiday Crafts

1. Craft ornaments from old CDs.
2. Make wreaths with bottle caps.
3. Sew stockings from old sweaters.
4. Use jars as snow globes.
5. Paint pinecones for tree decor.
6. Use newspapers for gift wrapping.
7. Make garlands with paper scraps.
8. Build advent calendars with boxes.
9. Use wine corks to make tree decor.
10. Craft star ornaments from old cardboard.

Creative Lighting

1. Make chandeliers from bottle caps.
2. Use mason jars for hanging lights.
3. Create lanterns with old cans.
4. Turn wine bottles into table lamps.
5. Use fairy lights in glass jars.
6. Make lampshades with fabric scraps.
7. Create chandeliers from spoons.
8. Use CDs for reflective light art.
9. Decorate bulbs with paint.
10. Build floor lamps from old pipes.

Health and Safety Considerations

Here are some safety tips for “Best Out of Waste” projects:

- **Sharp tools:** Be careful with scissors and knives. Always cut away from your body.
- **Hot glue:** Glue guns can burn you. Don't touch the glue.
- **Small parts:** Keep small items like beads away from kids to avoid **choking**.
- **Toxic materials:** Use safe, non-toxic paints and glues.
- **Clean up:** Pick up scraps and broken pieces to avoid accidents.

See also [Top 181+ Eagle Scout Project Ideas](#)

Stay safe and have fun with your projects!

Environmental Impact

“Best Out of Waste” helps the environment in many ways:

- **Less trash:** Reusing things means less waste in landfills.
- **Saves energy:** Making new things uses a lot of energy. Reusing saves energy.
- **Protects trees:** Using recycled paper helps reduce the need to cut down trees.
- **Saves water:** Reusing materials helps save water.
- **Promotes good habits:** It helps us think more about the planet and make better choices.
- **Less pollution:** Reusing items helps keep air and water cleaner.

Every time we reuse something, we're helping the Earth!

What is the best out of waste topic?

A great “Best Out of Waste” project could be:

Recycled Flower Pots

Here's how to make them:

Materials

Old plastic bottles, cans, newspapers, or cardboard.

Steps

- Cut the bottles or cans into the desired shape.
- Decorate with colorful paper, paint, or fabric.
- Add drainage holes at the bottom.
- Fill with soil and plant small flowers or plants.

This project is simple, fun, and helps the environment by reusing waste! Plus, it's a creative way to make beautiful items for your home or garden.

How do you make waste out of best project?

To make a great project out of waste, follow these easy steps:

Step	Description
Pick Waste Materials	Use things like old bottles, cans, cardboard, or fabric scraps.
Clean Them Up	Wash and dry the materials so they're ready.
Get Creative	Think about what you can turn these materials into, like a flower pot or a storage box.
Decorate	Use paint, markers, or stickers to make your project look nice.
Assemble	Put your materials together to make the final item.

What does best out of waste ideas mean?

“Best out of waste” ideas mean taking old, unused things and turning them into something new and useful. Instead of throwing things away, you reuse them to create

something cool.

More Information

Materials: Use things like plastic bottles, newspapers, cans, or cardboard.

Benefits: It saves money, helps the environment, and lets you get creative.

Examples:

- **Plastic Bottles:** Turn them into plant pots or storage.
- **Old Newspapers:** Make baskets or decorations.
- **Cardboard:** Create photo frames or organizers.

These projects are fun, easy, and help reduce waste!

What can I make out of rubbish?

Here are some of the things you can make out of rubbish:

1. **Bird Feeder** – Use a toilet roll, peanut butter, and bird seed.
2. **Planter** – Turn old bottles or cans into plant pots.
3. **Picture Frame** – Use cardboard or bottle caps.
4. **Jewelry** – Make accessories from buttons or paper clips.
5. **Storage** – Turn cereal boxes into organizers.
6. **Art** – Create sculptures from bottle caps or broken toys.
7. **Gift Bags** – Use old magazines or newspapers.
8. **Wind Chime** – Make one from keys and string.
9. **Coasters** – Craft from corks or cardboard.
10. **Accessories** – Repurpose old t-shirts into scarves or bags.

Best Out of Waste Ideas for Kids

Here are some easy “best out of waste” ideas for kids:

Paper Roll Rocket

- Use an empty toilet roll to make a rocket.
- Decorate with paper and stickers.

Bottle Cap Animals

- Glue bottle caps to make animals.
- Add eyes and features with paper.

CD Butterfly

- Paint an old CD like butterfly wings.
- Add pipe cleaners for antennae.

Plastic Bottle Vase

- Cut and decorate a plastic bottle.
- Put flowers inside.

Tin Can Drum

- Cover a tin can with paper.
- Use sticks to play it like a drum.

Egg Carton Caterpillar

- Cut an egg carton into pieces and paint.
- Glue them to make a caterpillar.

Magazine Collage

- Cut pictures from magazines.
- Glue them onto paper.

Button Bookmark

- Tie a button to a ribbon.
- Use it as a bookmark.

Plastic Spoon Puppets

- Paint plastic spoons like puppets.

- Add fabric for clothes.

Milk Carton Bird Feeder

- Cut holes in a milk carton and add bird seed.
- Hang it outside.

These ideas are simple and fun for kids!

Best Out of Waste Ideas for School

Here are some simple “best out of waste” ideas for school:

Paper Roll Organizers

- Use empty toilet paper rolls to organize pens and pencils.
- Decorate with paper or paint.

Bottle Cap Magnets

- Glue small pictures or beads onto bottle caps.
- Attach magnets to the back for fridge decorations.

See also [100+ Creative Tombstone Project Ideas for Students In 2025](#)

Cardboard Photo Frame

- Cut a piece of cardboard into a frame shape.
- Decorate with buttons, beads, or fabric.

Plastic Spoon Flowers

- Use plastic spoons to create flowers.
- Paint and glue them to a base to make a flower arrangement.

Milk Carton Piggy Bank

- Cut a slot in an empty milk carton.
- Decorate it to turn it into a fun piggy bank.

Newspaper Paperweight

- Roll old newspapers into tight tubes.
- Glue them together to make a decorative paperweight.

Bottle Planter

- Cut a plastic bottle in half.
- Paint and fill it with soil to grow small plants.

Jar Lid Keychains

- Decorate old jar lids with beads or buttons.
- Attach a keychain ring to make unique keychains.

CD Clock

- Use an old CD as a base.
- Add clock hands and decorate for a custom clock.

Old Jeans Pencil Case

- Cut and sew old jeans into a small pencil case.
- Add a zipper or buttons for closure.

These ideas are easy, fun, and perfect for school projects!

Best Out of Waste Ideas for Adults

Here are some simple “best out of waste” ideas for adults:

Wooden Pallet Coffee Table

- Use old wooden pallets to make a coffee table.
- Sand and paint for a finished look.

Old Jeans Pouch

- Cut old jeans and sew them into a small pouch.
- Add buttons or embellishments for style.

CD Mosaic Coasters

- Cut old CDs into pieces and glue them onto cardboard.
- Create a mosaic pattern for coasters.

Glass Bottle Vase

- Take an old glass bottle and decorate it.
- Use it as a vase for flowers.

Tire Garden Planter

- Use an old tire as a garden planter.
- Paint and fill with soil for plants.

Magazine Wall Art

- Roll old magazines into coils and glue them together.
- Make a colorful art piece for the wall.

Wine Cork Bulletin Board

- Collect wine corks and glue them onto a board.
- Use it as a bulletin board.

Tin Can Herb Garden

- Paint and decorate old tin cans.
- Use them to grow herbs.

Old Sweater Pillow Covers

- Repurpose old sweaters to make pillow covers.
- Cut and sew to fit the pillow.

Button Jewelry

- Use old buttons to make necklaces or bracelets.
- Attach buttons to metal chains for a unique accessory.

These ideas are simple, creative, and perfect for adults looking to reuse everyday items!

Best Out of Waste Ideas for Competition

Here are some simple “best out of waste” ideas for a competition:

Plastic Bottle Bird Feeder

- Cut a plastic bottle, decorate it, and create holes for seeds.
- Hang it outside to feed birds.

T-shirt Tote Bag

- Turn an old t-shirt into a tote bag by cutting and tying the fabric.

Cardboard Furniture

- Use cardboard to make small items like chairs or tables.
- Decorate with paint or paper.

Newspaper Wall Hanging

- Roll old newspapers into tubes and shape them into a wall hanging.
- Decorate with colors or patterns.

Bottle Cap Mosaic Art

- Collect bottle caps and arrange them into a design or pattern.
- Frame it as wall art.

Tin Can Lamp

- Punch holes in an old tin can and decorate it.
- Add a light inside to create a lamp.

Magazine Strip Coasters

- Cut old magazines into strips, roll them, and turn them into coasters.

CD Flower Decoration

- Paint old CDs and arrange them into flower shapes.
- Use them for decoration.

Pencil Holder from Tin Can

- Decorate a tin can with fabric or paper.
- Use it to hold pencils or pens.

Upcycled Clock from Waste Materials

- Make a clock using an old plate or cardboard.
- Add clock hands and numbers from magazines.

These ideas are easy to make and great for a competition!

Best Out of Waste Ideas for Class 6

Here are some simple and creative “best out of waste” ideas for Class 6 students:

Pen Stand from Cardboard

- Use old cardboard to create a stylish pen stand.
- Decorate it with colorful paper or cloth.

Bottle Planter

- Cut an old plastic bottle in half.

- Decorate it and add soil to grow small plants.

Paper Bag from Old Newspapers

- Use old newspapers to make reusable shopping bags.
- Fold and glue them to form the shape of a bag.

CD Wall Art

- Decorate an old CD with paint or glitter.
- Use it as a unique wall hanging or mirror frame.

Newspaper Basket

- Roll old newspapers into strips and weave them into a basket.
- Use it to store small items.

Cup Candle Holder

- Take an old disposable cup.
- Fill it with wax and a wick to create a candle holder.

Plastic Spoon Mirror Frame

- Collect plastic spoons and glue them around a small mirror.
- Paint the spoons for a decorative frame.

Toothbrush Holder from Tin Can

- Use an old tin can and paint it.
- Add a few compartments to hold pens or brushes.

Jar Lid Keychain

- Decorate old jar lids with beads, buttons, or fabric.
- Attach a keychain ring to make a cute key holder.

Bottle Cap Magnets

- Glue colorful beads or small pictures to bottle caps.
- Attach magnets to the back for a fun refrigerator decoration.


Conclusion

In conclusion, “**Best Out of Waste**” projects are a fun way to turn old things like cardboard, plastic bottles, and clothes into something new and useful. Instead of throwing them away, you can get creative and make cool decorations or helpful items.

These projects help reduce waste and let you use your imagination. You can make things like storage boxes, flower pots, or even fun crafts. It’s also a great way to spend time with family or friends, making something new together! Plus, it feels great to see how old items can be turned into something awesome!


[← Previous Post](#)

Related Posts



129+ Innovative MSC
Mathematics Project Ideas for
Students

[Leave a Comment](#) / [General](#) / [By Adam Tesla](#)



50 Most Innovative SUPW
Project Ideas to Test Your Skills

[Leave a Comment](#) / [General](#) / [By Adam Tesla](#)

Leave a Comment

Your email address will not be published. Required fields are marked *

Type here..

Name*

Save my name, email, and website in this browser for the next time I comment.

Email*

Post Comment »

Website

Recent Posts

235+ Best Out of Waste Ideas

275+ Exciting History Project Ideas

285+ Creative Passion Project Ideas

195+ Creative Shark Tank Project Ideas for Students

195+ Innovative SAE Project Ideas With Plants

Categories

[Computer Science](#)

[General](#)

[Humanities](#)


[Mini](#)



Subscribe to Our Newsletter

Subscribe us for latest project ideas on all subjects into your email.

Subscribe



Top Pages

- [Privacy Policy](#)
- [Disclaimer](#)
- [Terms And Conditions](#)

Top Categories

- [Computer Science](#)
- [General](#)
- [Humanities](#)
- [Mini](#)

Follow us on

