



99+ Creative Balloon Project Ideas

[Leave a Comment / General](#)



Find simple and fun balloon project ideas! Explore easy science experiments, creative art, and cool challenges with balloons. Perfect for learning and having fun!

Looking for fun balloon project ideas? Balloons can be used for all kinds of cool activities! You can try easy science experiments, like learning about air pressure or how things float. Balloons are also great for making art, like prints or balloon animals.

So grab a balloon and let's dive into these awesome projects!

[Table of Contents](#)



1. Balloon Project Ideas
2. Eco-Friendly Balloon Tips
3. Easy Balloon Project Ideas
4. What should I make out of balloons?
5. How to make a small hot air balloon for school project?
6. Weather Balloon Project Ideas
7. Measure Air Pressure
8. Air Balloon Project Ideas
9. Simple Ballon Project Ideas
10. Balloon Project Ideas for Preschoolers
11. Balloon Project Ideas at Home
12. Conclusion

Balloon Project Ideas

Here are some of the best ballon project ideas:

Fitness Projects

Balloon Squats

Materials: Balloon, exercise space.

Steps:

- Hold the balloon in front of you.
- Squat down and stand back up.

Balloon Stretching

Materials: Balloon.

Steps:

- Hold the balloon in your hands.
- Stretch your arms above your head.

Balloon Push-Ups

Materials: Balloon.

Steps:

- Place the balloon under your chest.
- Do push-ups with the balloon under you.

Balloon Jumping

Materials: Balloon.

Steps:

- Jump over the balloon.
- Repeat for a cardio challenge.

Balloon Lunges

Materials: Balloon.

Steps:

- Hold the balloon in front.
- Step forward into a lunge.

Balloon Balance

Materials: Balloon.

Steps:

- Balance the balloon on your head or hand.
- Hold the balance for a set time.

Balloon Running

Materials: Balloon.

Steps:

- Inflate the balloon.
- Run around while keeping the balloon in the air.

Balloon Leg Lifts

Materials: Balloon, mat.

Steps:

- Lie on your back.
- Hold the balloon and lift your legs.

Balloon Hops

Materials: Balloon.

Steps:

- Hop over the balloon.
- Try not to let it touch the ground.

Balloon Planks

Materials: Balloon.

Steps:

- Hold a plank position.
- Keep the balloon balanced on your back.

Educational Projects

Balloon Math

Materials: Balloon, markers.

Steps:

- Write math problems on the balloon.
- Solve them as you pass the balloon.

Balloon Vocabulary

Materials: Balloon, cards.

Steps:

- Write words on cards.
- Tape them to a balloon and quiz students.

Balloon Science Quiz

Materials: Balloon, paper.

Steps:

- Write science questions on the balloon.
- Quiz friends by popping balloons.

Balloon Geography

Materials: Balloon, map.

Steps:

- Write country names on the balloon.
- Locate them on the map.

Balloon Art

Materials: Balloon, markers.

Steps:

- Inflate the balloon.
- Draw art on it with markers.

Balloon History

Materials: Balloon, markers.

Steps:

- Write historical events on the balloon.
- Create a timeline on the floor.

Balloon Alphabet

Materials: Balloon, letters.

Steps:

- Write letters on balloons.
- Arrange them in alphabetical order.

Balloon Numbers

Materials: Balloon, numbers.

Steps:

- Write numbers on balloons.
- Order them in numerical order.

Balloon Science Experiments

Materials: Balloon, baking soda, vinegar.

Steps:

- Fill a balloon with baking soda.
- Pour vinegar in a bottle and attach the balloon.

Balloon Pictionary

Materials: Balloon, paper, marker.

Steps:

- Draw pictures on the balloon.
- Have others guess what they are.

Sports and Games Projects

Balloon Volleyball

Materials: Balloon, net.

Steps:

- Set up a net.
- Hit the balloon over the net.

Balloon Basketball

Materials: Balloon, hoop.

Steps:

- Inflate a balloon.
- Try to shoot it through the hoop.

Balloon Bowling

Materials: Balloon, pins.

Steps:

- Set up pins.
- Roll the balloon to knock them down.

Balloon Relay Race

Materials: Balloon, cones.

Steps:

- Set up a race.
- Pass the balloon between players.

Balloon Soccer

Materials: Balloon, soccer ball.

Steps:

- Inflate a balloon.
- Kick it like a soccer ball.

See also [135+ Exciting Collage Ideas for School Project](#)

Balloon Tug-of-War

Materials: Balloon, rope.

Steps:

- Inflate two balloons.
- Use a rope to pull them apart.

Balloon Target Game

Materials: Balloon, targets.

Steps:

- Set up targets.
- Try to pop balloons by throwing them.

Balloon Toss

Materials: Balloon, bucket.

Steps:

- Inflate balloons.
- Toss them into a bucket.

Balloon Dodgeball

Materials: Balloon, soft balls.

Steps:

- Toss balloons at each other.
- Avoid being hit by a balloon.

Balloon Basketball

Materials: Balloon, basket.

Steps:

- Set up a basket.
- Try to throw the balloon into it.

Creative Projects

Balloon Painting

Materials: Balloon, paint.

Steps:

- Inflate the balloon.
- Use paint to create art on it.

Balloon Sculpting

Materials: Balloon, pump.

Steps:

- Inflate the balloon.
- Shape it into a figure.

Balloon Prints

Materials: Balloon, ink.

Steps:

- Inflate the balloon.
- Dip it in ink and press it on paper.

Balloon Masks

Materials: Balloon, paper.

Steps:

- Inflate the balloon.
- Cut out mask shapes from the paper.

Balloon Jewelry

Materials: Balloon, string.

Steps:

- Inflate a small balloon.

- Wrap string around it to make jewelry.

Balloon Collage

Materials: Balloon, paper scraps.

Steps:

- Inflate the balloon.
- Attach paper pieces to it to make a collage.

Balloon Garlands

Materials: Balloons, string.

Steps:

- Inflate the balloons.
- String them together to make garlands.

Balloon Puppets

Materials: Balloon, paper.

Steps:

- Inflate the balloon.
- Use paper to create puppet faces.

Balloon Flowers

Materials: Balloon, petals.

Steps:

- Inflate the balloon.
- Attach paper petals to make a flower.

Balloon Lanterns

Materials: Balloon, paper.

Steps:

- Inflate the balloon.
- Attach paper around it to make a lantern.

Nature Projects

Balloon Nature Prints

Materials: Balloon, leaves.

Steps:

- Inflate the balloon.
- Press leaves onto the balloon.

Balloon Planting

Materials: Balloon, soil.

Steps:

- Inflate the balloon.
- Fill it with soil and plant a seed.

Balloon Birds

Materials: Balloon, feathers.

Steps:

- Inflate the balloon.
- Attach feathers to make birds.

Balloon Rock Hunt

Materials: Balloon, markers.

Steps:

- Inflate the balloon.
- Use it as a marker for rock hunts.

Balloon Nature Exploration

- **Materials:** Balloon, flowers.
- **Steps:**
 1. Inflate the balloon.
 2. Attach flowers to it to explore nature.

Balloon Nature Map

Materials: Balloon, map.

Steps:

- Inflate the balloon.
- Mark nature spots on the map.

Balloon Butterfly

Materials: Balloon, paper.

Steps:

- Inflate the balloon.
- Attach paper wings to make a butterfly.

Balloon Sunflower

Materials: Balloon, paper.

Steps:

- Inflate the balloon.
- Attach paper petals to make a sunflower.

Balloon Rain Cloud

Materials: Balloon, cotton.

Steps:

- Inflate the balloon.
- Attach cotton to make a cloud.

Balloon Bug

Materials: Balloon, pipe cleaners.

Steps:

- Inflate the balloon.
- Use pipe cleaners to create a bug.

Technology Projects

Balloon Bluetooth Speakers

Materials: Balloon, speaker.

Steps:

- Inflate the balloon.
- Use the balloon as a speaker amplifier.

Balloon Coding

Materials: Balloon, computer.

Steps:

- Inflate the balloon.
- Program it using simple coding apps.

Balloon Phone Stand

Materials: Balloon, phone.

Steps:

- Inflate the balloon.
- Use it as a stand for your phone.

Balloon Camera

Materials: Balloon, camera.

Steps:

- Inflate the balloon.
- Attach the camera for a photo effect.

Balloon Lights

Materials: Balloon, LED lights.

Steps:

- Inflate the balloon.
- Insert LED lights inside for glow.

Balloon Sensors

Materials: Balloon, sensors.

Steps:

- Inflate the balloon.
- Attach sensors to track motion.

Balloon VR

Materials: Balloon, VR headset.

Steps:

- Inflate the balloon.
- Use the VR headset with it.

Balloon Game Controller

Materials: Balloon, controller.

Steps:

- Inflate the balloon.
- Use it as a controller in a game.

Balloon Sound Amplifier

Materials: Balloon, microphone.

Steps:

- Inflate the balloon.
- Use it to amplify sound.

Balloon App

Materials: Balloon, tablet.

Steps:

- Inflate the balloon.
- Use an app to interact with it.

Art Projects

Balloon Portrait

Materials: Balloon, paints.

Steps:

- Inflate the balloon.
- Paint a portrait on it.

Balloon Collage

Materials: Balloon, scissors.

Steps:

- Inflate the balloon.
- Cut and attach art pieces to it.

Balloon Mural

Materials: Balloon, markers.

Steps:

- Inflate the balloon.
- Draw a mural on it.

Balloon Stencils

Materials: Balloon, paper.

Steps:

- Inflate the balloon.
- Use paper to create stencils.

See also [99+ Creative Family Turkey Project Ideas](#)

Balloon Paper Craft

Materials: Balloon, paper.

Steps:

- Inflate the balloon.
- Use paper to craft shapes.

Balloon 3D Art

Materials: Balloon, glue.

Steps:

- Inflate the balloon.
- Create 3D art by attaching items to it.

Balloon Drawing

Materials: Balloon, chalk.

Steps:

- Inflate the balloon.
- Use chalk to draw on it.

Balloon Sculpture

Materials: Balloon, clay.

Steps:

- Inflate the balloon.
- Add clay to create a sculpture.

Balloon Silhouette

Materials: Balloon, light.

Steps:

- Inflate the balloon.
- Create silhouettes by lighting it up.

Balloon Shadow Art

Materials: Balloon, paper.

Steps:

- Inflate the balloon.
- Create shadow art with it.

Eco-Friendly Balloon Tips

Here are some simple eco-friendly balloon tips:

1. **Use biodegradable balloons:** These break down naturally.
2. **Choose air-filled:** Air is better than helium.
3. **Recycle balloons:** Check if they can be recycled.
4. **Pick reusable options:** Try fabric or paper balloons.
5. **Go for natural dyes:** Choose non-toxic colors.
6. **Throw away properly:** Always dispose of balloons in the trash.

These tips help keep the earth cleaner!

Easy Balloon Project Ideas

Here are some easy balloon project ideas:

Balloon Animal

- Twist a balloon into a simple shape like a dog.
- **Learn:** How to shape a balloon.

Balloon Pop

- Blow up a balloon and pop it.
- **Learn:** How air makes a balloon burst.

Balloon Rocket

- Tape a balloon to a straw on a string, let the air out, and watch it zoom.
- **Learn:** How air moves things.

Balloon Bounce

- Bounce a balloon in the air without dropping it.
- **Learn:** How balloons float.

Balloon and Water

- Fill a balloon with water and squeeze it.
- **Learn:** How water moves in a balloon.

These are fun and simple balloon projects!

What should I make out of balloons?

Here are some things you can make out of balloons:

Balloon Animals

- Twist balloons into shapes like dogs or swords.
- **Learn:** How to twist balloons.

Balloon Arch

- Make a colorful arch with balloons.
- **Learn:** How to arrange balloons.

Balloon Bouquet

- Tie balloons together to make a bouquet.
- **Learn:** How to group balloons.

Balloon Rocket

- Attach a balloon to a straw on a string and watch it zoom.
- **Learn:** How air moves things.

Balloon Car

- Build a small car with a balloon to make it move.
- **Learn:** How air can make things go.

These are simple and fun balloon projects!

How to make a small hot air balloon for school project?

Here's how to make a small hot air balloon:

Materials

- Plastic bag
- String
- Small fan or hair dryer
- Tape or glue
- Scissors

Steps

1. **Cut the Plastic Bag**

- Cut the bag into a square or rectangle.

2. **Attach the String**

- Tape or glue the string to the top of the bag.

3. **Add the Heat**

- Place a fan or hair dryer under the bag to blow warm air in.

4. **Inflate the Balloon**

- Turn on the fan or hair dryer and watch the bag fill with air.

5. **Let It Float**

- Once the bag fills with air, it should float.

What You Learn

- Hot air makes the balloon float because it is lighter than cold air!

Weather Balloon Project Ideas

Here are some weather balloon project ideas:

Measure Temperature

- Attach a thermometer to the balloon to see how temperature changes.
- **Learn:** How temperature drops as you go up.

Balloon Camera

- Attach a small camera to take pictures from high up.
- **Learn:** What the Earth looks like from the sky.

Measure Air Pressure

- Use a barometer to see how air pressure changes.
- **Learn:** How air pressure drops higher up.

Track the Balloon

- Use GPS to see where the balloon goes.

- **Learn:** How wind moves the balloon.

Simple Weather Tools

- Attach a wind meter and humidity sensor.
- **Learn:** How weather is measured in the sky.

Air Balloon Project Ideas

Here are some easy and fun balloon project ideas:

Hot Air Balloon Model

- Use a plastic bag or fabric for the balloon and a **hairdryer** or fan for hot air.
- **Learn:** How hot air makes things rise.

See also [295+ Interesting Balloons Over Broadway Project Ideas](#)

Balloon Rocket

- Attach a balloon to a straw and string, then watch it zip across.
- **Learn:** Newton's Law—action and reaction.

Balloon-Powered Car

- Build a car with cardboard and a balloon to make it move.
- **Learn:** How air pressure can make things go.

Balloon Water Fountain

- Use a balloon to push water out of a pipe and create a simple fountain.
- **Learn:** How air pressure can move liquids.

Balloon-Popping Challenge

- Test how different objects pop a balloon faster.
- **Learn:** How sharp objects make balloons pop.

These are simple and fun ways to learn about air pressure and movement!

Simple Balloon Project Ideas

Here are very simple balloon project ideas:

1. **Balloon Painting**
 - Dip balloon in paint. Roll it on paper.
2. **Balloon Bounce**
 - Blow up balloon. Toss it in the air.
3. **Balloon Rocket**
 - Tape balloon to straw. Blow it up and watch it fly.
4. **Balloon Tower**
 - Blow up balloons. Tape them together to make a tower.
5. **Balloon Color Mixing**
 - Fill balloon with colored water. Mix different colors.
6. **Balloon Balance**
 - Place balloon on spoon. Walk without dropping it.
7. **Balloon Pop**
 - Blow up balloon. Pop it fast.
8. **Balloon Volleyball**
 - Blow up balloon. Hit it back and forth.
9. **Balloon Shadows**
 - Shine light on balloon. Trace the shadow.
10. **Balloon Game**
 - Blow up balloon. Keep it from touching the ground.

Balloon Project Ideas for Preschoolers

Here are some easy balloon project ideas for preschoolers:

Balloon Blow

Materials: Balloon.

Steps:

- Blow up a balloon.

- Let it go and watch it fly.
- Kids can chase it and laugh.

Balloon Roll

Materials: Balloon.

Steps:

- Inflate a balloon.
- Roll it on the floor.
- Have kids chase it and try to stop it with their feet.

Balloon Stomp

Materials: Balloon.

Steps:

- Blow up a balloon.
- Place it on the floor.
- Kids can stomp on it to pop it.

Balloon Painting

Materials: Balloon, paint, paper.

Steps:

- Dip a balloon in paint.
- Roll it on paper to make patterns.
- Kids can explore mixing colors.

Balloon Toss

Materials: Balloon.

Steps:

- Inflate a balloon.

- Toss it to a friend.
- Take turns catching it.

Balloon Popping

Materials: Balloon.

Steps:

- Inflate a balloon.
- Kids can pop it by sitting on it or stomping on it.

Balloon Animals

Materials: Balloon.

Steps:

- Inflate a balloon.
- Twist it into simple shapes like a dog or snake.
- Kids can help create their own balloon animals.

Balloon Float

Materials: Balloon.

Steps:

- Inflate a balloon.
- Let it float in the air.
- Kids can try to keep it in the air using their hands.

Balloon Bounce

Materials: Balloon.

Steps:

- Inflate a balloon.
- Bounce it up and down with hands.

- Let kids take turns bouncing it.

Balloon Color Match

Materials: Colored balloons, colored objects.

Steps:

- Inflate different colored balloons.
- Ask kids to match balloons with objects of the same color.

Balloon Project Ideas at Home

Here are some easy balloon projects to try at home:

Balloon Rocket

- Tie a string between two places.
- Tape a balloon to a straw and slide it onto the string.
- Let go of the balloon and watch it zoom!

Balloon Car

- Tape an inflated balloon to a toy car.
- Let the balloon go and watch the car move!

Dancing Balloon

- Rub a balloon on your hair to make it static.
- Hold it near small pieces of paper and watch them jump.

Balloon-Skewer Trick

- Carefully poke a skewer into an inflated balloon.
- If done right, the balloon won't pop!

Balloon Lava Lamp

- Fill a bottle with water, oil, and food coloring.
- Drop in an alka-seltzer tablet and watch bubbles form.

Balloon Art

- Twist balloons together to make fun shapes or animals.

These projects are simple and fun to try at home!


Conclusion

Balloons are a fun and easy way to try out different projects. You can learn about science with experiments on air pressure or buoyancy, or try building things like a balloon-powered car or rocket. Balloons are also great for art, like making colorful prints or balloon animals.

These activities are perfect for all ages and help you learn while having fun. So grab a balloon and start your next project—you'll discover lots of exciting ideas along the way!


[← Previous Post](#)

Related Posts



129+ Innovative MSC
Mathematics Project Ideas for
Students

[Leave a Comment](#) / [General](#) / [By Adam Tesla](#)



50 Most Innovative SUPW
Project Ideas to Test Your Skills

[Leave a Comment](#) / [General](#) / [By Adam Tesla](#)

Leave a Comment

Your email address will not be published. Required fields are marked *

Type here..

Name*

Save my name, email, and website in this browser for the next time I comment.

Email*

Post Comment »

Website

Recent Posts

99+ Creative Balloon Project Ideas

235+ Best Out of Waste Ideas

275+ Exciting History Project Ideas

285+ Creative Passion Project Ideas

195+ Creative Shark Tank Project Ideas for Students

Categories

Computer Science

General

Humanities


Mini

Subscribe to Our Newsletter

Subscribe us for latest project ideas on all subjects into your email.



Subscribe



Top Pages

- Privacy Policy
- Disclaimer
- Terms And Conditions

Top Categories

- Computer Science
- General
- Humanities
- Mini

Follow us on

