



# 110+ Exciting Entrepreneurship SAE Project Ideas

[Leave a Comment / General](#)



Discover exciting Entrepreneurship SAE project ideas to kickstart your business journey. Explore creative, simple, and practical ideas to help you learn essential skills and succeed!

Want to start your own business? Entrepreneurship SAE projects are a great way to learn! These projects help you understand how to plan, market, and manage a small business.

From selling crafts to offering services, there are so many ideas to try. In this post, we'll share simple and exciting project ideas to help you get started. Let's explore them together!

## Table of Contents



1. Benefits of Entrepreneurship SAE Projects
2. Identifying the Right SAE Project
3. Types of Entrepreneurship SAE Projects
4. Planning Your SAE Project
5. Executing Your SAE Project
6. Monitoring and Evaluating Your Project
7. Success Stories
8. Challenges and How to Overcome Them
9. The Role of Mentors and Advisors
10. Resources for SAE Projects
11. Sustainability in Entrepreneurship SAE Projects
12. Expanding Your SAE Project
13. Networking and Community Involvement
14. What are the entrepreneurship ideas for SAE?
15. What is an entrepreneurship sae?
16. What are SAE projects in FFA?
17. Entrepreneurship SAE Project Ideas High School
18. Conclusion

## Benefits of Entrepreneurship SAE Projects

Here are the benefits of Entrepreneurship SAE projects in the simplest way:

1. **Learn by doing** – Get real experience running a business.
2. **Build skills** – Improve leadership and money management.
3. **Prepare for the future** – Learn what it takes to run a business.
4. **Make connections** – Meet mentors and other people in business.

5. **Take charge** – Make decisions and manage your project.
6. **Think creatively** – Come up with new ideas.
7. **Understand money** – Learn how to budget and save.
8. **Grow confidence** – Build confidence and solve problems.

These projects help you get ready for any career.

## Identifying the Right SAE Project

Here's how to choose the right SAE project:

1. **Interest** – Pick something you like and enjoy.
2. **Skills** – Choose a project that fits your skills or helps you learn new ones.
3. **Resources** – Make sure you have what you need (tools, space, money).
4. **Doable** – Make sure you can finish it on time.
5. **Learning** – Pick a project that helps you grow and learn.
6. **Support** – Choose something where you can get help from teachers or mentors.
7. **Impact** – Pick a project that can make a difference or solve a problem.

Choose something that excites you and is possible to do.

## Types of Entrepreneurship SAE Projects

Here are the types of entrepreneurship SAE projects:

### Product-Based Ideas

1. Create and sell handmade candles.
2. Design and sell custom t-shirts.
3. Make personalized mugs for customers.
4. Build and sell small wooden furniture.
5. Create and sell scented bath products.
6. Make handmade jewelry to sell.
7. Craft and sell unique home décor items.
8. Knit scarves, hats, and blankets for sale.
9. Design and sell seasonal decorations.
10. Create leather wallets, belts, and bags.

### Service-Based Ideas

1. Offer pet sitting and dog walking services.
2. Start a lawn care service.
3. Provide house cleaning services.
4. Offer tutoring in subjects like math or English.
5. Start an event planning business.
6. Offer personal shopping services.
7. Start a car detailing service.
8. Offer photography services for events.
9. Run errands for busy people.
10. Start a dog grooming business.

## **Online-Based Ideas**

1. Sell handmade or vintage items on Etsy.
2. Start a blog and earn through ads.
3. Offer freelance writing services.
4. Offer online tutoring services.
5. Start a social media management business.
6. Provide web design services.
7. Start affiliate marketing through blogs or social media.
8. Create a YouTube channel and earn from ads.
9. Offer virtual assistant services.
10. Open an online store to sell products.

## **Agriculture-Based Ideas**

1. Sell fresh produce at a local farm stand.
2. Start an organic vegetable farm.
3. Grow and sell flowers for events.
4. Raise chickens and sell eggs.
5. Start a beekeeping business and sell honey.
6. Grow herbs and sell to local restaurants.
7. Create a farm-to-table delivery service.
8. Start a greenhouse to grow and sell plants.
9. Offer farm tours to educate the community.
10. Grow mushrooms for sale.

## Technology-Based Ideas

1. Develop a mobile app to solve a problem.
2. Offer website design services.
3. Provide graphic design services for logos.
4. Offer tech support to individuals or businesses.
5. Start a video editing service.
6. Run social media ad campaigns for businesses.
7. Create virtual reality experiences.
8. Start a digital marketing business.
9. Offer drone photography services.
10. Provide cybersecurity services.

## Community-Based Ideas

1. Offer car washing services in your neighborhood.
2. Start a food delivery service for local restaurants.
3. Organize a community garden.
4. Offer recycling services in your neighborhood.
5. Tutor senior citizens on technology.
6. Start a pop-up shop to sell products.
7. Organize a clothing drive for charity.
8. Start a neighborhood watch service.
9. Offer babysitting or nanny services.
10. Plan and host local community events.

## Health & Fitness-Based Ideas

1. Offer personal fitness training.
2. Teach yoga classes.
3. Start a healthy meal prep service.
4. Offer wellness coaching to others.
5. Rent out fitness equipment.
6. Start a nutrition counseling service.
7. Offer online fitness classes.

8. Start a weight loss support group.
9. Provide massage therapy services.
10. Start a health-focused blog.

## **Entertainment-Based Ideas**

1. Provide DJ services for parties.
2. Offer event photography services.
3. Start a party planning business.
4. Offer music lessons for instruments or vocals.
5. Perform magic shows at parties or events.
6. Start a video production company.
7. Provide clown services for children's parties.
8. Rent out karaoke equipment for events.
9. Offer emcee services for events.
10. Create short films for local projects.

## **Sustainability-Based Ideas**

1. Recycle and upcycle old furniture.
2. Offer composting services for households.
3. Sell eco-friendly reusable bags.
4. Install solar panels for homes.
5. Open a zero-waste store.
6. Rent out electric bikes for transportation.
7. Install rainwater harvesting systems.
8. Create sustainable packaging for businesses.
9. Start an eco-friendly farm.
10. Set up an electric vehicle charging station.

## **Fashion-Based Ideas**

1. Design and sell custom clothing.
2. Offer clothing alterations and repairs.
3. Create and sell handmade jewelry.
4. Sell second-hand or vintage clothing.
5. Offer fashion styling services.
6. Create and sell handmade bags.

7. Start your own clothing line.
8. Start a t-shirt printing business.
9. Offer fashion photography services.
10. Design and sell custom-painted shoes.

## Planning Your SAE Project

Here's how to plan your SAE project:

1. **Set goals** – Decide what you want to do.
2. **Make a plan** – Break your project into small steps.
3. **Create a timeline** – Plan when to start and finish each step.
4. **Gather resources** – Get everything you need (tools, materials).
5. **Budget** – Know how much money you need and plan how to use it.
6. **Get help** – Ask teachers or others for advice.
7. **Track progress** – Check if things are going as planned.
8. **Evaluate** – Think about what went well and what can improve.

Planning keeps you organized and helps you succeed.

## Executing Your SAE Project

Here's how to execute your SAE project:

1. **Follow your plan** – Stick to the steps you created.
2. **Stay organized** – Keep track of tasks, materials, and deadlines.
3. **Work hard** – Put in effort and focus on finishing each task.
4. **Ask for help** – Reach out to mentors or teachers if you need advice.
5. **Keep track** – Write down your progress and any changes.
6. **Solve problems** – If something goes wrong, find a solution and keep going.
7. **Stay on schedule** – Make sure you're completing things on time.

## Monitoring and Evaluating Your Project

Here's how to monitor and evaluate your SAE project:

1. **Track progress** – Regularly check if you're meeting your goals.
2. **Review tasks** – Make sure you're finishing tasks on time.
3. **Ask for feedback** – Get advice from mentors or teachers.

4. **Solve problems** – Fix any issues that come up along the way.
5. **Adjust plans** – If needed, change your plan to stay on track.
6. **Reflect** – At the end, think about what went well and what could be better.
7. **Share results** – Show what you've learned and accomplished.

See also [295+ Interesting Balloons Over Broadway Project Ideas](#)

Monitoring helps you stay focused and improve your project.

## Success Stories

Here are some simple case studies of successful SAE projects:

### Organic Farm (Student: Emma)

- **Project:** Emma grew vegetables on an organic farm.
- **Goal:** Sell fresh produce at the local market.
- **How it went:** Emma planned what to grow, took care of the crops, and sold them at the market.
- **Result:** She made a profit and learned about farming and selling.
- **Lesson:** Hard work and good planning can turn a hobby into a business.

### Goat Breeding (Student: Jake)

- **Project:** Jake started a goat breeding business.
- **Goal:** Breed goats to sell for milk and meat.
- **How it went:** Jake raised the goats, took care of them, and sold them for a profit.
- **Result:** He learned about animal care and made money.
- **Lesson:** Taking care of animals and learning about breeding helped Jake succeed.

### Cookie Business (Student: Sarah)

- **Project:** Sarah baked cookies to sell at events.
- **Goal:** Sell cookies to make extra money.
- **How it went:** Sarah learned how to bake, sell her cookies, and manage money.
- **Result:** She earned a profit and gained experience in baking and business.
- **Lesson:** Sarah learned that good customer service and money management are important for a business.



These stories show how students turned their ideas into successful projects and learned valuable skills.

## Challenges and How to Overcome Them

Here are some common problems in SAE projects and easy ways to fix them:

### Lack of Time

- **Problem:** It's hard to find time.
- **Solution:** Make a simple schedule and stick to it.

### Not Enough Resources

- **Problem:** You don't have enough money or materials.
- **Solution:** Plan your budget and ask for help if needed.

### Problems Happen

- **Problem:** Things might go wrong.
- **Solution:** Stay calm, fix problems, and ask for advice.

### Staying Motivated

- **Problem:** It's hard to stay focused.
- **Solution:** Set small goals and celebrate each win.

### Not Enough Experience

- **Problem:** You don't know how to do some things.
- **Solution:** Learn as you go and ask for help.

### Managing Money

- **Problem:** It's hard to manage the budget.
- **Solution:** Track your money and look for ways to save.

With planning and patience, you can fix these problems and finish your project.

# The Role of Mentors and Advisors

Mentors and advisors are important for your SAE project. Here's how they help:

Aspect	Description
<b>Guidance</b>	They give advice on how to plan and finish your project.
<b>Support</b>	They encourage you and keep you motivated.
<b>Experience</b>	They share their knowledge to help you avoid mistakes.
<b>Resources</b>	They can help you find tools or materials you need.
<b>Feedback</b>	They review your work and give suggestions for improvement.
<b>Problem-Solving</b>	They help you fix any problems you face.

Mentors and advisors make your project easier and more successful.

## Resources for SAE Projects

Here are some simple resources for your SAE project:

Resource	Description
<b>Teachers and Advisors</b>	They can offer advice, guidance, and help with planning.
<b>Online Resources</b>	Websites, videos, and articles can teach you new skills and ideas.
<b>Books</b>	Look for books about your project topic for more in-depth knowledge.

Resource	Description
<b>Community Organizations</b>	Local clubs, farms, or businesses may offer resources or help.
<b>Suppliers</b>	For materials and tools, check local stores or online suppliers.
<b>Mentors</b>	Ask an expert or mentor for advice and guidance throughout your project.
<b>Family and Friends</b>	They can help with tasks, provide feedback, or offer moral support.

Using these resources will help you complete your SAE project successfully!

See also [285+ Impressive Science Fair Project Ideas High School](#)

## Sustainability in Entrepreneurship SAE Projects

Sustainability in SAE projects means making your project good for the environment and lasting. Here's how:

Sustainability Tip	Description
<b>Use Green Materials</b>	Choose things that can be reused or recycled.
<b>Save Resources</b>	Use water, energy, and supplies wisely.
<b>Help the Local Community</b>	Buy from local businesses and support your area.
<b>Cut Down on Waste</b>	Try to recycle and reduce waste.

Sustainability Tip	Description
<b>Plan for the Future</b>	Make your project last even after you finish it.

These simple steps can make your SAE project more sustainable.

## Expanding Your SAE Project

Expanding your SAE project means making it bigger or better. Here's how:

Growth Strategy	Description
<b>Add More Tasks</b>	Include new parts or goals to your project.
<b>Get More Help</b>	Ask others to join and help you.
<b>Reach More People</b>	Share your project with more people, online or in your community.
<b>Offer More</b>	Add new products or services to your project.
<b>Learn New Skills</b>	Pick up new skills to improve your project.
<b>Plan for the Future</b>	Think about how to keep your project growing.

Expanding your SAE project helps you learn more and make a bigger impact.

## Networking and Community Involvement

Networking and community involvement can make your SAE project better. Here's how:

Networking Tip	Description
<b>Make Connections</b>	Talk to people who can help, like teachers or business owners.

Networking Tip	Description
<b>Join Groups</b>	Become part of clubs or online groups related to your project.
<b>Ask for Help</b>	Get support or resources from local businesses or people.
<b>Share Your Project</b>	Tell others about your project on social media or at events.
<b>Learn from Others</b>	Go to workshops or meetings to learn new things.

Networking and community help can make your project stronger and more successful.

## What are the entrepreneurship ideas for SAE?

Here are some easy entrepreneurship ideas for SAE projects:

Business Idea	Description
<b>Farm Stand</b>	Sell fresh produce or homemade items at a market.
<b>Pet Sitting or Dog Walking</b>	Take care of pets for people in your area.
<b>Lawn Care</b>	Offer lawn mowing or gardening services.
<b>Tutoring</b>	Help other students with their schoolwork.
<b>Online Store</b>	Sell things you make, like crafts, online.
<b>Baking</b>	Make and sell baked goods.
<b>Recycling or Upcycling</b>	Collect and recycle items or turn old things into something new to sell.

Business Idea	Description
Photography	Take pictures for events or portraits.
Custom Clothing	Make and sell custom shirts or other clothes.
Event Planning	Help plan parties or other events.

These simple ideas can help you start your SAE project and learn about business.

## What is an entrepreneurship sae?

An entrepreneurship SAE is where you start and run your own small business, usually related to agriculture. You get to pick an idea, plan it out, and make it happen!

You could sell things you grow, offer a service like dog walking, or create something fun to sell. The best part? You'll learn real skills like managing money, promoting your business, and solving problems—skills that will help you in the future!

## What are SAE projects in FFA?

SAE projects in FFA (Future Farmers of America) are hands-on projects where students learn by doing. These projects help students build real-world skills in agriculture.

There are three main types of SAE projects:

- **Entrepreneurship SAE:** Start and run your own business, like selling crops or creating products.
- **Placement SAE:** Work for someone else in an agricultural job, like at a farm or a local business.
- **Research SAE:** Do experiments or research to learn more about farming or agriculture.

These projects help students gain skills like leadership, management, and problem-solving while learning about agriculture.

## Entrepreneurship SAE Project Ideas High School

Here are some simple entrepreneurship SAE project ideas for high school students, with details on materials, steps, and expected outcomes:

## Farm Stand or Market Stall

**Materials:** Seeds, gardening tools, baskets, pricing labels, table or stand, cash box.

**Steps:**

- Grow vegetables or fruits.
- Set up a stand at a local market or your home.
- Price your items and advertise.
- Sell your produce and track earnings.

**Outcome:** Learn about farming, managing money, and customer service.

## Baking Business

**Materials:** Baking ingredients, baking tools, packaging materials, flyers or social media for advertising.

**Steps:**

- Choose what to bake (cookies, cakes, etc.).
- Bake the goods and package them.
- Advertise to family, friends, and online.
- Take orders and deliver.

**Outcome:** Learn baking, marketing, and money management.

## Pet Sitting or Dog Walking

**Materials:** Leash, pet toys, food, flyers or social media for advertising.

**Steps:**

- Offer services like dog walking or pet sitting.
- Advertise your services.
- Schedule appointments and care for pets.

**Outcome:** Build responsibility, customer service, and business skills.

## Lawn Care Service

**Materials:** Lawn mower, weed whacker, garden tools, flyers, pricing list.

**Steps:**

- Offer services like lawn mowing or garden care.
- Advertise to neighbors and online.
- Complete jobs and track payments.

**Outcome:** Learn business operations, budgeting, and customer care.

## Custom T-shirts or Crafts

**Materials:** Blank T-shirts, fabric paint or markers, packaging materials, design software (optional).

**Steps:**

- Create designs for T-shirts or crafts.
- Print or paint the designs on the items.
- Sell your products to family, friends, or online.

**Outcome:** Develop creativity, marketing, and sales skills.

## Online Store

**Materials:** Products to sell, website or social media page, shipping materials.

**Steps:**

- Choose products to sell.
- Set up an online store (like on Etsy).
- Advertise and take orders.
- Package and ship orders.

**Outcome:** Learn e-commerce, online marketing, and customer service.

## Photography Business

**Materials:** Camera, editing software, props, business cards.



### **Steps:**

- Offer photography services for portraits or events.
- Advertise your business locally or online.
- Take photos, edit, and deliver.

**Outcome:** Improve photography, editing skills, and business management.

## **Garden Nursery**

**Materials:** Seeds, soil, pots, gardening tools, labels.

### **Steps:**

- Grow plants or flowers.
- Sell them locally or online.
- Track sales and manage inventory.

**Outcome:** Learn plant care, sales, and customer service.

## **Cleaning Service**

**Materials:** Cleaning supplies (vacuum, mop, cleaning products), flyers, business cards.

### **Steps:**

- Offer home or office cleaning.
- Advertise and set up appointments.
- Complete the cleaning jobs and track payments.

**Outcome:** Build business management and customer service skills.

## **Event Planning**

**Materials:** Planner, contacts for vendors (caterers, decorators), marketing tools.

### **Steps:**

- Plan small events like birthdays or school functions.
- Coordinate with vendors and set up the event.
- Manage the event and ensure everything runs smoothly.

**Outcome:** Learn organization, budgeting, and [project management skills](#).

These projects help you build business skills while exploring your interests!


## Conclusion

In conclusion, entrepreneurship SAE projects help high school students learn important business skills. Whether it's selling items, offering services, or starting an online store, these projects let students bring their ideas to life.

Students learn how to plan, manage money, advertise, and talk to customers. They also build skills like problem-solving and time management. These projects give students confidence and prepare them for future careers or their own businesses.


[← Previous Post](#)

## Related Posts



**129+ Innovative MSC  
Mathematics Project Ideas for  
Students**

[Leave a Comment / General / By Adam Tesla](#)



**50 Most Innovative SUPW  
Project Ideas to Test Your Skills**

[Leave a Comment / General / By Adam Tesla](#)

# Leave a Comment

Your email address will not be published. Required fields are marked \*

Type here..

Name\*

Save my name, email, and website in this browser for the next time I comment.

Email\*

**Post Comment »**

Website

## Recent Posts

110+ Exciting Entrepreneurship SAE Project Ideas

145+ Hands-On ANSI C Project Ideas for Learning and Fun

189+ Best Science Project Board Ideas

135+ Creative Project Ideas

222+ Profound SAE Project Ideas at Home

## Categories

[Computer Science](#)

[General](#)

[Humanities](#)


[Mini](#)



## Subscribe to Our Newsletter

Subscribe us for latest project ideas on all subjects into your email.

Subscribe



## Top Pages

- [Privacy Policy](#)
- [Disclaimer](#)
- [Terms And Conditions](#)

## Top Categories

- [Computer Science](#)
- [General](#)
- [Humanities](#)
- [Mini](#)

## Follow us on

