



211+ Creative Art Project Ideas

[Leave a Comment / General](#)



Looking for fun and easy art project ideas? Whether you're new to art or already enjoy creating, this list has something for everyone! We've gathered simple projects for all skill levels.

From easy crafts to more creative ideas, you can do these alone, with friends, or in a group. All you need are a few basic supplies and your imagination. Let's explore some fun

art ideas to get your creativity flowing!

Table of Contents



1. Art Project Ideas
2. Art Project Ideas High School
3. How do I get ideas for an art project?
4. How do I choose an art project topic?
5. What are some fun art things to do?
6. What is the easiest type of art?

Art Project Ideas

Here are some of the best art project ideas:

Art Project Ideas for Adults

- Paint an abstract canvas with your favorite colors.
- Create a clay sculpture of something simple.
- Decorate a plain tote bag with fabric markers.
- Design a hand-painted mug.
- Try watercolor painting of a landscape.
- Make a custom photo frame.
- Paint a small flower pot.
- Upcycle old furniture with some paint.
- Create a vision board with cut-out pictures.
- Paint a geometric design on a wooden box.

Art Project Ideas for Kids

- Paint a paper plate into a fun mask.
- Make a colorful friendship bracelet.
- Paint rocks with cute faces.
- Create a paper crown with glitter.
- Draw your favorite cartoon character.

- Try finger painting with bright colors.
- Cut and paste colorful paper to make a collage.
- Decorate a picture frame with buttons or beads.
- Paint a picture using watercolors.
- Build a cardboard house and decorate it.

Art Project Ideas for Students

- Sketch a simple portrait of a friend.
- Design a poster for a school event.
- Create a comic strip about your day.
- Paint a still life of fruit.
- Make a bookmark with fun designs.
- Create a mixed-media piece with photos and drawings.
- Paint a t-shirt with your own design.
- Create a vision board with magazine clippings.
- Make a paper cut-out design.
- Draw a cityscape or skyline.

Art Project Ideas for Middle School

- Make a paper mâché animal.
- Paint a colorful bookmark.
- Draw a detailed landscape.
- Build a shadow box with a cool scene.
- Paint a group mural on a small canvas.
- Create a dreamcatcher with yarn.
- Design a school logo or emblem.
- Fold paper to make origami animals.
- Try a textured painting with sand or salt.
- Make a pop-up greeting card.

Art Project Ideas for University

- Sketch your campus or a favorite spot.
- Try acrylic pouring for abstract art.
- Design a graphic t-shirt.
- Make a scrapbook of university memories.

- Paint a canvas with a favorite quote.
- Create a digital artwork using a design app.
- Paint a handmade bag or tote.
- Create a stop-motion animation with clay.
- Take creative photos with lighting and shadows.
- Design laptop stickers with fun drawings.

Art Project Ideas for College Students

- Draw a portrait of a family member or friend.
- Design a logo for a campus group.
- Create a mixed-media collage.
- Try watercolor painting of a scene you love.
- Make a geometric painting.
- Create a journal with a hand-painted cover.
- Design a campus event poster.
- Make a color collage from old magazines.
- Create a zine with your artwork and stories.
- Practice hand-lettering with fun quotes.

Art Project Ideas for Drawing

- Sketch a nature scene with trees and flowers.
- Draw a still life with simple objects like fruit.
- Create a cartoon character.
- Sketch a pet or animal in detail.
- Try gesture drawing with quick sketches.
- Draw a famous celebrity.
- Create a mandala with patterns.
- Draw a scene from your favorite book.
- Sketch a fantasy character like a dragon.
- Make a cityscape drawing with buildings.

Art Project Ideas at Home

- Paint a flower pot for your plant.
- Make a greeting card with designs.
- Decorate a wooden box with paint.

- Create a photo collage with memories.
- Paint a simple landscape.
- Decorate a pillowcase with fabric markers.
- Make a dreamcatcher with beads and yarn.
- Decorate a picture frame with craft supplies.
- Design coasters with bright colors.
- Create a personalized calendar.

Art Project Ideas for Elementary Students

- Paint a rainbow.
- Make a paper crown with decorations.
- Draw a picture of your favorite animal.
- Build a cardboard house.
- Create a scene from a storybook.
- Paint with your fingers for fun designs.
- Make a nature collage with leaves.
- Paint a rock with cute designs.
- Make a puppet from socks.
- Draw a picture of your family.

See also [215+ Stunning Page Decoration Ideas for Project](#)

Art Project Ideas for Seniors

- Create a scrapbook of family memories.
- Paint a simple flower or nature scene.
- Try knitting or crocheting a scarf.
- Paint a flower pot for a plant.
- Make a hand-painted card for a loved one.
- Try embroidery with simple patterns.
- Design a mug with fun drawings.
- Make a memory jar with special moments.
- Paint a wooden frame for a photo.
- Create a photo collage of memories.

Art Project Ideas for Groups

- Create a mural together.
- Make a colorful paper chain.
- Tie-dye matching shirts.
- Design a group poster for an event.
- Build a large sculpture from cardboard.
- Make a vision board with everyone's goals.
- Create a large banner or flag.
- Make a shared art journal.
- Create a nature-inspired art piece together.
- Make a group collage from magazines.

Art Project Ideas for Nature Lovers

- Paint a beautiful landscape.
- Make a nature collage with leaves and flowers.
- Create a terrarium with small plants.
- Paint rocks with fun designs.
- Press flowers to make nature prints.
- Paint a birdhouse and decorate it.
- Create a nature mandala with leaves and petals.
- Draw animals or insects you see outside.
- Make a bird feeder with peanut butter and seeds.
- Take photos of your favorite outdoor places.

Art Project Ideas for Teens

- Create a custom hoodie with fabric paint.
- Draw your favorite character from a show.
- Paint an abstract canvas with bright colors.
- Make a stop-motion video with toys or drawings.
- Create a scrapbook with your memories.
- Design a custom phone case with stickers and paint.
- Draw a portrait of a celebrity.
- Try graffiti-style art with markers or paint.
- Make a movie or band poster.
- Create a paper flower bouquet for decoration.

Art Project Ideas for DIY Lovers

- Paint a wooden sign with a quote.
- Design a hand-painted mug.
- Make jewelry with beads and charms.
- Sew a simple fabric pouch.
- Make homemade candles with decorative jars.
- Build and paint a small birdhouse.
- Create a painted tote bag.
- Make a photo album with hand-drawn designs.
- Create custom soap in fun shapes.
- Make a dreamcatcher with feathers and beads.

Art Project Ideas for Busy People

- Create a quick digital artwork.
- Make a simple sketch during breaks.
- Paint a small canvas with a quote.
- Try easy DIY jewelry with beads.
- Create a photo card with pictures.
- Make a quick origami design.
- Try digital scrapbooking.
- Decorate a notebook cover.
- Make a tiny painting for your desk.
- Draw quick doodles with markers.

Art Project Ideas for Creative Professionals

- Design a logo for a new business.
- Create a digital illustration for a client.
- Make a portfolio with your best work.
- Paint a mural for an office or business.
- Create a photo book with client photos.
- Design custom stationery or business cards.
- Sketch ideas for a new product.
- Make a mood board for a new project.
- Design a website layout.
- Create a branded social media post.

Art Project Ideas for Mindfulness

- Paint a mandala with calming colors.
- Try watercolor painting to relax.
- Make a gratitude journal with doodles.
- Create a nature-inspired collage.
- Draw patterns to focus your mind.
- Paint rocks with positive affirmations.
- Try slow, detailed sketching of flowers.
- Make a vision board with peaceful images.
- Try mindful finger painting.
- Create a calming photo collage.

Art Project Ideas for Stress Relief

- Create a stress ball from clay.
- Draw abstract patterns with calming colors.
- Try adult coloring books with intricate designs.
- Make a textured painting with sand.
- Create a calming zen garden in a box.
- Paint a simple landscape.
- Try rock painting with positive messages.
- Create a small, relaxing sculpture.
- Try clay molding for relaxation.
- Make a calming photo frame with pictures of nature.

Art Project Ideas High School

Here are 10 easy art project ideas for **high school students**:

Mixed Media Collage

What You Need: Magazines, scissors, glue, paint, and markers.

See also [99+ Best & Trending Azure Project Ideas for CS Students](#)

Steps:

- Pick a theme (like nature or dreams).
- Cut out pictures and words.

- Glue them on paper or canvas.
- Add color and details with paint or markers.

Custom T-shirt Design

What You Need: Plain t-shirts, fabric paint, or tie-dye kit.

Steps:

- Pick a design (like a fun pattern or saying).
- Use fabric paint or tie-dye to make the design.
- Let the shirt dry.

Self-Portrait Drawing

What You Need: Pencils, paper, and eraser.

Steps:

- Look in a mirror and draw your face.
- Add details like eyes, nose, and mouth.
- Shade to add depth.

Mural Design

What You Need: Large paper or wall, paint, brushes.

Steps:

- Pick a theme (like your school or a hobby).
- Sketch your design.
- Paint it on the wall or paper.

Pop Art Piece

What You Need: Bright paint, canvas, black markers.

Steps:

- Pick an image (like a famous person or object).
- Paint it in bright colors.

- Outline it with thick black lines.

Vision Board

What You Need: Magazines, scissors, glue, and poster board.

Steps:

- Cut out images and words you like.
- Arrange and glue them on a board.
- Add your goals or dreams.

Book Cover Redesign

What You Need: Paper, markers, or paint.

Steps:

- Choose a favorite book.
- Create a new cover design.
- Use colors and symbols from the story.

Clay Sculpture

What You Need: Air-dry clay, sculpting tools, paint.

Steps:

- Shape the clay into your design.
- Let it dry.
- Paint it when dry.

Digital Art Project

What You Need: Computer or tablet, [drawing software](#).

Steps:

- Open a new file in your drawing app.
- Create a design using tools and colors.
- Save and share your art.

Photography Series

What You Need: Camera or phone.

Steps:

- Choose a theme for your photos (like nature or people).
- Take lots of photos.
- Pick your favorite ones and edit them.

These projects are simple and fun for high school students to try!

How do I get ideas for an art project?

Here's a simpler guide on how to get ideas for an art project:

Look around you

- Look at things in your home, outside, or in nature.
- Everyday things like plants, animals, or buildings can inspire you.

Draw from your feelings

- Create art based on how you feel.
- Happy? Use bright colors.
- Sad? Try soft tones or abstract shapes.

Use your imagination

- Think of something fun or make up a story.
- Imagine a world or character and bring it to life in your art.

Try a theme

- Pick a simple theme like animals, seasons, or dreams.
- Themes can make it easier to start your art.

Check out other artists

- Look at art from other people online or in books.
- You can use their style or ideas to inspire your own art.

Use your experiences

- Think about your own memories or experiences.
- Create art about a special moment or place in your life.

Mix different materials

- Try using different art supplies like clay, paint, or markers.
- Experiment with new materials to get fresh ideas.

Ask for suggestions

- Ask friends or family for ideas.
- Their suggestions can give you new directions to try.

Do a quick sketch

- Draw simple shapes or doodles.
- Sometimes a quick sketch leads to a bigger idea.

Look at art challenges

- Try joining art challenges or prompts online.
- These can give you fun new ideas to work on.

How do I choose an art project topic?

Here's a simple guide on how to choose an art project topic:

Pick what you like

- Choose something you enjoy, like animals or nature.
- This will make the art fun and personal.

Think about your feelings

- Create art based on how you feel.
- Use colors that match your mood (bright for happy, calm for relaxed).

Look around you

- Get inspiration from things you see every day.
- Objects, plants, or people can be good starting points.

See also [234+ Powerful ATL Project Ideas](#)

Choose a theme

- Pick a broad theme like space, seasons, or dreams.
- This can help focus your ideas.

Try something new

- Challenge yourself to try a new technique or material.
- Experiment with digital art, watercolor, or clay.

Tell a story

- Make art that tells a story or shares a message.
- It could be a memory or something you imagine.

Use personal experiences

- Think about your own life, a place, or a memory that's special to you.
- Personal experiences can make your art more meaningful.

Get inspired by others

- Look at other artists' work for ideas.
- Use their style or subject to inspire your own art.

Consider the materials

- Think about the art supplies you want to use.
- Different materials can give you new ideas (like clay or markers).

Ask for input

- Ask friends or family for ideas.
- Sometimes, their suggestions can inspire you.

What are some fun art things to do?

Here are some fun art things to do:

Draw or paint outside

- Sketch trees, flowers, or animals.
- Try painting the sky or a sunset.

Make a collage

- Cut out pictures from old magazines.
- Mix different textures like fabric or paper.

Finger paint

- Use your hands to create a colorful design.
- Try blending colors together.

Create a vision board

- Collect images and words that inspire you.
- Arrange them on a board and glue them.

Design a t-shirt

- Use fabric paint or markers.
- Draw fun patterns, quotes, or images.

Sculpt with clay

- Make simple shapes like animals or flowers.
- Create a small clay bowl or keychain.

Paint a mural

- Choose a theme, like animals or nature.
- Work on a big poster or a wall if possible.

Paint rocks

- Find smooth rocks outside.
- Paint cute animals, patterns, or words.

Try digital art

- Use a drawing app on a tablet or phone.
- Create abstract designs or digital portraits.

Make cards

- Draw or paint your designs.
- Add messages inside for special occasions.

Try tie-dye

- Use fabric dye to create colorful patterns.
- Design t-shirts, socks, or bags.

Create a scrapbook

- Collect photos, stickers, and other memories.
- Design pages with fun backgrounds and captions.

Make paper mâché

- Use newspaper and glue to create sculptures.
- Make masks, animals, or bowls.

Try printmaking

- Use a stamp, sponge, or cardboard to make prints.
- Create patterns or designs on paper.

Create a nature sculpture

- Collect leaves, sticks, and rocks.
- Arrange them into shapes or designs.

What is the easiest type of art?

Here are some easy types of art:

Drawing

- Use pencils or crayons to draw simple shapes or objects.
- Start with doodles or basic cartoons.

Finger Painting

- Use your hands to paint colorful designs.
- No brushes needed—just have fun!

Collage

- Cut out pictures and glue them on paper.
- Easy and fun with no drawing required.

Coloring

- Use coloring books or print out coloring sheets.
- Fill in spaces with your favorite colors.

Rock Painting

- Paint simple designs on smooth rocks.
- A fun and easy way to make art.

Paper Crafts

- Fold, cut, or glue paper to make shapes.
- Try origami or simple cards.

Abstract Art

- Splash or blend colors on paper.
- No need for details—just play with colors.

Photography

- Take pictures of things you like.
- Use your phone or a basic camera.

Clay Play

- Use playdough or modeling clay to make simple shapes.
- Just use your hands to create fun objects.

Stamp Art


- Use stamps or make your own.
- Press them on paper to make fun patterns.

Conclusion

Art projects are a great way to have fun. You can draw, paint, or make simple crafts. Anyone can do it, no matter your age or skill level! You can do art on your own to relax or with friends and family for extra fun. There are no rules—just use your imagination and have fun.


Grab some paper, colors, or anything you have and start creating. Big or small, it's all about enjoying yourself and making something special!

Related Posts



129+ Innovative MSC
Mathematics Project Ideas for
Students

[Leave a Comment](#) / [General](#) / [By Adam Tesla](#)



50 Most Innovative SUPW
Project Ideas to Test Your Skills

[Leave a Comment](#) / [General](#) / [By Adam Tesla](#)

Leave a Comment

Your email address will not be published. Required fields are marked *

Type here..

Name*

Save my name, email, and website in
this browser for the next time I comment.

[Post Comment »](#)

Email*

Website

Recent Posts

211+ Creative Art Project Ideas

235+ Best SIDP Project Ideas to Boost Learning and Growth

119+ Prominent Science Exhibition Project Ideas You'll Love!

110+ Captivating Youth Ideathon Ideas That Make a Difference

234+ Creative Aesthetic Project Ideas

Categories

Computer Science

General

Humanities


Mini



Subscribe to Our Newsletter

Subscribe us for latest project ideas on all subjects into your email.

Subscribe



Top Pages

- [Privacy Policy](#)
- [Disclaimer](#)
- [Terms And Conditions](#)

Top Categories

- [Computer Science](#)
- [General](#)
- [Humanities](#)
- [Mini](#)

Follow us on

