



## 211+ Best Alamo Project Ideas

[Leave a Comment / General](#)



Looking for Alamo project ideas? Explore simple and creative ways to learn about this historic landmark and bring its story to life in your next project.

Whether it's for school or just to learn more, there are many interesting things to explore. From the key events to the people who were part of it, the Alamo has a lot of history. In this post, we'll share simple and fun project ideas to help you understand and share what makes the Alamo special. Let's dive in!

## Table of Contents



1. Alamo Project Ideas PDF
2. Why Choose the Alamo for a Project?
3. Alamo Project Ideas
4. Historical Context of the Alamo
5. Using Alamo Projects to Teach Broader Themes
6. Resources for Alamo Projects
7. Showcasing Alamo Projects
8. Tips for a Successful Alamo Project
9. 4th Grade Alamo Project Ideas
10. Battle of the Alamo Project Ideas
11. Alamo Project Ideas 7th Grade
12. Conclusion

## Alamo Project Ideas PDF

### Why Choose the Alamo for a Project?

Have a close look at the top reasons to choose the Alamo for a project:

**Important History:** The Alamo is a key part of American history, especially in the fight for independence.



**Radiolink F121  
RTF FPV...**

Ad AliExpress



**Bravery and Sacrifice:** It teaches lessons about courage and standing up for what's right, even when things seem impossible.

### **Fits into School Subjects:**

- **History:** Learn about the Texas Revolution and its impact on the U.S.
- **Art:** The Alamo's unique look is great for creative projects.

The Alamo makes a perfect project choice because it's fun, meaningful, and connects to history and art.

## **Alamo Project Ideas**

Here are some of the best Alamo project ideas:

### **History Projects**

1. Create a timeline of the Battle of the Alamo.
2. Research a famous person from the Alamo (like Davy Crockett).
3. Make a map showing where key events took place.
4. Write a diary entry from a soldier's perspective.
5. Explain what happened during the battle.
6. Research how the Alamo influenced Texas.
7. Write about the defenders of the Alamo.
8. Research the flags used at the Alamo.
9. Compare the Alamo to another battle in history.
10. Look into the role of Mexico in the battle.

### **Creative Projects**

1. Write a short story about the Alamo.
2. Design a poster about the Alamo.
3. Draw a picture of a scene from the battle.
4. Write a poem inspired by the Alamo.
5. Create a flag for the Alamo.
6. Make a diorama of the battle.
7. Paint a mural about the Alamo.
8. Design a new flag for Texas.
9. Make a scrapbook of important moments.
10. Draw a character from the Alamo.

### **Building Projects**

1. Build a model of the Alamo.
2. Create a mini fort.

3. Make a model of the cannons used at the Alamo.
4. Recreate the Alamo's walls with clay or cardboard.
5. Design a model of the entrance to the Alamo.
6. Build a barricade like the defenders might have.
7. Construct a miniature watch tower.
8. Build a map showing key battle locations.
9. Create a model of the Alamo with LEGO.
10. Make a simple 3D map of the battlefield.

## **Research Projects**

1. Compare the Alamo to another famous battle.
2. Research the women who helped during the battle.
3. Look into the weapons used in the battle.
4. Learn about the Mexican army's role in the fight.
5. Research how the Alamo is remembered today.
6. Explore how the Alamo influenced Texas history.
7. Investigate the soldiers who fought at the Alamo.
8. Research Santa Anna and his leadership.
9. Study what happened to the Alamo after the battle.
10. Research the role of Texas in the Battle of the Alamo.

## **Interactive Projects**

1. Create a quiz about the Battle of the Alamo.
2. Make a video about the history of the Alamo.
3. Build an interactive timeline of the Alamo.
4. Create a virtual tour of the Alamo.
5. Host a trivia game about the Alamo.
6. Design a simple escape room based on the Alamo.
7. Create an interactive map showing important locations.
8. Make a role-playing game with characters from the Alamo.
9. Design a memory game with Alamo facts.
10. Create an Alamo board game.

## **Art Projects**

1. Paint a scene from the Battle of the Alamo.
2. Draw key figures from the Alamo, like Davy Crockett.
3. Make a collage using Alamo-related images.
4. Create a sculpture of a soldier or leader.
5. Design a historical flag for the Alamo.
6. Draw a map of the Alamo.
7. Make a sketch of the battle from a soldier's point of view.

8. Create a chalk drawing of the Alamo.
9. Make a poster showing what happened at the Alamo.
10. Sculpt a model of a cannon.

## Writing Projects

1. Write a diary entry from a soldier's point of view.
2. Write a speech you might hear at the Alamo.
3. Create a letter from someone at the Alamo.
4. Write a report about the Battle of the Alamo.
5. Write a poem inspired by the Alamo.
6. Write a news article about the events at the Alamo.
7. Write a short story about the battle.
8. Compare the Texian and Mexican soldiers in an essay.
9. Write a letter about the bravery of the defenders.
10. Write a fictional story based on the battle.

## Technology Projects

1. Create a website about the Battle of the Alamo.
2. Design an interactive map showing where key events happened.
3. Create a timeline video of the Battle of the Alamo.
4. Make a simple virtual tour of the Alamo.
5. Develop a quiz app about the Alamo.
6. Design a 3D model of the Alamo.
7. Create an animation showing the battle.
8. Create a blog with information about the Alamo.
9. Develop a digital flashcard game for Alamo facts.
10. Design a simple game based on the Alamo.

See also [The Sensational Guide on Disguise A Ghost Project](#)

## Community Projects

1. Present a report on the Battle of the Alamo to your class.
2. Organize a fundraiser for Alamo preservation.
3. Host a discussion about the importance of the Alamo.
4. Start a book club reading about the Alamo.
5. Plan a community event that teaches about the Alamo.
6. Help preserve the Alamo by volunteering.
7. Create an Alamo display for a local museum.
8. Plan a play based on the history of the Alamo.
9. Record interviews about what the Alamo means today.

10. Host a trivia night focused on the Alamo.

## **Educational Projects**

1. Make a worksheet about the Alamo.
2. Create a crossword puzzle with Alamo-related words.
3. Design a quiz game on Alamo facts.
4. Write a simple report for younger kids about the Alamo.
5. Create a vocabulary list for terms from the battle.
6. Design a poster with important dates in the Alamo.
7. Build an Alamo-themed board game.
8. Create a workbook full of Alamo activities.
9. Make an interactive lesson on the Battle of the Alamo.
10. Design a timeline poster with key events.

## **Geography Projects**

1. Research the location of the Alamo and create a map.
2. Study the terrain around the Alamo and make a model.
3. Create a map showing troop movements during the battle.
4. Compare the geography of the Alamo to other famous battlefields.
5. Research the climate of Texas during the Alamo and create a weather report.
6. Design a map showing how the Alamo's surroundings have changed over time.
7. Make a map of the Alamo and label important locations.
8. Create a map of Texas showing where other battles happened.
9. Study the rivers and landforms near the Alamo and draw a map.
10. Create a comparison map showing the Alamo and other key battle locations.

## **Leadership Projects**

1. Research the leaders at the Alamo (like William Travis).
2. Write about the leadership styles of Davy Crockett and Santa Anna.
3. Create a report on how leadership affected the outcome of the battle.
4. Compare the leadership of the Texians and Mexicans.
5. Study the leadership of other famous battles and compare it to the Alamo.
6. Write a speech in the style of a leader at the Alamo.
7. Create a presentation on the leadership decisions made during the Alamo.
8. Write a letter from the perspective of a leader.
9. Design a poster about the importance of strong leadership at the Alamo.
10. Research how leadership impacted the survivors of the Alamo.

## **Symbolism Projects**

1. Research the symbols used at the Alamo (like flags).

2. Study the meaning of the “Come and Take It” flag.
3. Design your own flag inspired by the Alamo.
4. Write about what the Alamo symbolizes to Texans today.
5. Create a poster showing symbols of the Alamo.
6. Study the symbols of the Mexican army during the battle.
7. Design a symbol that represents the defenders of the Alamo.
8. Research the importance of the Alamo as a symbol of freedom.
9. Create a piece of art that represents the Alamo’s impact.
10. Discuss the role of the Alamo’s symbol in modern culture.

## **Military Tactics Projects**

1. Study the military strategies used in the battle.
2. Create a diagram showing how the Texians defended the Alamo.
3. Research the weapons used during the battle and make a presentation.
4. Study the Mexican army’s tactics during the siege.
5. Reenact a small battle scene to understand the tactics.
6. Compare the battle tactics of the Alamo to another war.
7. Study how the terrain helped or hurt the defenders.
8. Create a visual map showing key battle strategies.
9. Research the role of artillery in the battle.
10. Write about how tactics affected the outcome of the Alamo.

## **Cultural Impact Projects**

1. Research how the Alamo is remembered in American culture.
2. Study the role of the Alamo in Texas history.
3. Create a presentation about movies and books inspired by the Alamo.
4. Research how the Alamo shaped the culture of Texas.
5. Discuss how the Alamo has been portrayed in popular media.
6. Create a social media account for an Alamo character.
7. Study how the Alamo influenced the Texas Revolution.
8. Create a poster about the Alamo’s legacy.
9. Discuss how the Alamo is viewed by different cultures.
10. Study the role of the Alamo in forming Texas identity.

## **Artifact Projects**

1. Research artifacts from the Alamo.
2. Design a simple artifact from the time of the Alamo.
3. Make a replica of a key object from the battle.
4. Study the significance of specific Alamo artifacts.
5. Create a museum display of Alamo-related items.
6. Make a scrapbook of important Alamo items.

7. Research the famous cannons of the Alamo.
8. Create an Alamo-related artifact from clay or wood.
9. Make a collection of miniatures from the time of the Alamo.
10. Study the artifacts displayed at the Alamo museum.

## Myth vs. Fact Projects

1. Research common myths about the Alamo.
2. Write about the true story behind a popular Alamo myth.
3. Compare myths and facts about the Alamo.
4. Create a quiz on common Alamo myths.
5. Study how myths about the Alamo spread.
6. Discuss why people believe myths.
7. Write an essay on how myths affect history.
8. Make a poster showing myth vs. fact about the Alamo.
9. Research how the Alamo has been misunderstood.
10. Discuss the importance of separating myth from fact in history.

See also [145+ Interesting Veterans Day Project Ideas](#)

## Technology Integration Projects

1. Create a podcast discussing the Alamo.
2. Make an animated video about the Battle of the Alamo.
3. Create an app that provides facts about the Alamo.
4. Design a digital map of the Alamo.
5. Make an infographic about the Alamo.
6. Design a virtual reality experience of the Alamo battle.
7. Build a website that educates people about the Alamo.
8. Create a video game based on the Alamo.
9. Use social media to share Alamo facts.
10. Make a digital archive of Alamo-related information.

## Survival Projects

1. Study what life was like for defenders during the siege.
2. Write a survival guide based on the battle.
3. Create a video about what would have been needed to survive the battle.
4. Make a list of tools and weapons used for survival at the Alamo.
5. Research how soldiers survived the long siege.
6. Discuss the food and water problems faced by the defenders.
7. Write a fictional survival story set during the Alamo.
8. Create a survival kit based on the needs of the defenders.



9. Design a simple shelter that could have been used at the Alamo.
10. Study the role of strategy in survival during the battle.

## Reflection Projects

1. Write an essay about the impact of the Alamo.
2. Create a speech on what the Alamo means to Texans.
3. Discuss how the Alamo shapes modern Texas.
4. Write a report on the survivors of the Alamo.
5. Share your thoughts on what could have changed the outcome.
6. Research how the Alamo is remembered in your town.
7. Create a timeline of the Alamo and reflect on its lessons.
8. Write a letter about the Alamo from your perspective.
9. Reflect on how the Alamo influenced Texas independence.
10. Discuss how the Alamo still affects the world today.

## Historical Context of the Alamo

The Alamo was started as a mission in 1718, but later on it became a military base. After a few years, a small group of Texans, fought against a large Mexican army for almost 13 days.

Although in the end Mexicans won, the Texans' bravery became legendary. After that a phrase "Remember the Alamo!" became quite popular and inspired a large number of people to keep fighting for Texas independence.

As a result after a few years Texans won the battle of San Jacinto. Today, the Alamo is a symbol of courage and freedom and it has become a major historical site in San Antonio, Texas.

Due to its legacy and historical significance this building and its surrounding area are preserved as a museum and a Texas landmark.

## Using Alamo Projects to Teach Broader Themes

Alamo projects are a great way to teach important ideas like bravery, sacrifice, and fighting for freedom. Here's how you can explore them:

- **Bravery and Sacrifice:** The Alamo shows people fighting bravely even when they knew they might lose. This can be linked to other times in history when people fought for what they believed in.
- **Struggle for Freedom:** The Alamo helps us understand the fight for freedom, like other struggles for independence or civil rights.
- **Leadership and Teamwork:** The leaders at the Alamo made tough decisions. Projects can look at what makes a good leader and why teamwork is important.

- **Impact of History:** The Alamo changed the course of the Texas Revolution. One event can shape history, like other key moments in the past.

These ideas can be explored through simple projects, helping students learn important lessons from history.

## Resources for Alamo Projects

Here are some simple resources for Alamo projects:

### Books

- *The Battle of the Alamo* by William R. Sanford
- *Alamo All-Stars* by David A. Armstrong
- *The Alamo* by Frank Thompson

### Websites

- [The Alamo Official Website](#) – Provides facts and history.
- Texas State Historical Association – Detailed articles about the Alamo.
- History Channel – The Alamo – Articles and videos.

### Documentaries

- *The Alamo* (2004) – A movie based on the history of the Alamo.
- *The Alamo: Price of Freedom* – A documentary about the battle.

### Primary Sources

- Letters and diaries from people who fought in the Alamo (available online or in libraries).
- Quotes like “Remember the Alamo!”.

### Museums and Historic Sites

- Visit the Alamo in San Antonio.
- Virtual tours of the Alamo on its official website.

These resources will help you learn more about the Alamo and create better projects.

## Showcasing Alamo Projects

Here are some easy ways to showcase Alamo projects:

Category	Project Ideas
<b>Posters</b>	Make a poster with pictures, facts, and quotes about the Alamo.
<b>Presentations</b>	Create a simple slide presentation with key facts and images.
<b>Models</b>	Build a small model of the Alamo using clay or cardboard.
<b>Creative Writing</b>	Write a short story or diary from someone at the Alamo, like a soldier or civilian.
<b>Art Projects</b>	Draw or paint pictures of the Alamo battle.
<b>Drama</b>	Act out key moments from the Alamo with classmates.
<b>Timeline</b>	Make a timeline with important events about the Alamo.

These ideas help make learning about the Alamo fun and interesting!

See also [275+ Exciting History Project Ideas](#)

## Tips for a Successful Alamo Project

Here are some simple tips for a great Alamo project:

Tip	Description
<b>Do Research</b>	Find books and websites to learn important facts about the Alamo.
<b>Stay Organized</b>	Keep your notes and materials neat so you can find things easily.
<b>Use Visuals</b>	Add pictures, maps, or models to make your project look better.
<b>Be Creative</b>	Try doing something fun, like writing a story or making a poster.

Tip	Description
<b>Practice Your Presentation</b>	Practice speaking clearly if you need to present your project.
<b>Check Details</b>	Make sure to include important facts, dates, and people.
<b>Ask for Help</b>	Ask your teacher or friends if you need help.

These tips will help you make a great Alamo project!

## 4th Grade Alamo Project Ideas

Here are some of the best 4th grade Alamo project ideas:

### Create a Poster

**What to include:**

- Pictures of the Alamo and important people.
- Key facts like the date of the battle and famous quotes.
- A simple map of Texas showing where the Alamo is.

**Why it's fun:**

You can use colors and drawings to make your poster look cool.

### Build a Model of the Alamo

**What to include:**

- Use clay, Lego, or cardboard to build a small version of the Alamo.
- Show the walls and important parts of the mission.

**Why it's fun:**

You can build something 3D and use your imagination.

### Write a Diary Entry

**What to include:**

- Write from the point of view of someone at the Alamo (like a soldier or civilian).
- Talk about the battle and how the person might have felt.

**Why it's fun:**

You get to imagine what it was like to be there.

## Create an Alamo Timeline

**What to include:**

- Make a timeline with key dates and events.
- Include important people and moments from the battle.

**Why it's fun:**

It helps you see the Alamo events in order and understand the story.

## Draw a Battle Scene

**What to include:**

- Draw a picture showing a key part of the battle.
- Include soldiers, weapons, and the flag.

**Why it's fun:**

You get to show what happened through art.

## Make an Alamo Trivia Game

**What to include:**

- Create trivia questions about the Alamo.
- Write answers and quiz your friends.

**Why it's fun:**

It's a fun way to test what you know about the Alamo.

## Role-Play a Key Moment

**What to include:**

- Dress up as someone from the Alamo, like Davy Crockett.
- Act out a famous scene or speech from the battle.

**Why it's fun:**

You get to act and learn about history at the same time.

## Create a “Remember the Alamo!” Banner

### What to include:

- Make a big banner with the words “Remember the Alamo!”
- Add pictures of soldiers and the Texas flag.

### Why it’s fun:

You can make something big and bold that stands out.

## Make a Video or Skit

### What to include:

- Write a short skit about the Alamo.
- Act it out and record a video.

### Why it’s fun:

It’s fun to perform and make your own video.

## Create a Fact Book

### What to include:

- Make a small book with facts about the Alamo.
- Include sections about the people, the battle, and its history.

### Why it’s fun:

You get to collect all your facts into a little book.

These projects are easy to do and help you learn more about the Alamo!

## Battle of the Alamo Project Ideas

Here are 10 easy **Battle of the Alamo** project ideas for 4th graders:

### Make a Battle Map

- Draw a map of the Alamo.
- Show important places where the battle happened.

### Write a Newspaper Article

- Write about the Battle of the Alamo.

- Include what happened and who was there.

## **Create a Timeline**

- Make a timeline of the battle.
- Show the dates and key events.

## **Design a Battle Flag**

- Make a flag for the Alamo.
- Use colors or pictures that show courage.

## **Make a Mini Diorama**

- Build a small model of the Alamo.
- Show where the battle took place.

## **Role-Play Famous Figures**

- Pick someone from the Alamo, like Davy Crockett.
- Dress up and act out their part.

## **Write a Letter**

- Write a letter from a soldier at the Alamo.
- Describe what it was like during the battle.

## **Make a Quiz**

- Create a quiz about the Battle of the Alamo.
- Ask questions about important people and events.

## **Do a Video Reenactment**

- Act out a scene from the battle.
- Record it with your friends or family.

## **Design a Poster**

- Make a poster that says “Remember the Alamo.”
- Add pictures or drawings that show the battle.

These are simple ways to learn about the Battle of the Alamo!

# Alamo Project Ideas 7th Grade

Here are 10 Alamo project ideas for 7th graders:

## Create a Timeline

- Make a timeline showing events before, during, and after the Battle of the Alamo.
- Add important people and events.

## Write a Story

- Write a story from someone's point of view during the Alamo.
- Include facts about what happened.

## Make a Documentary

- Create a video about the Battle of the Alamo.
- Include pictures and short reenactments.

## Study Primary Sources

- Look at letters or diaries from the battle.
- Share what you learn in a report.

## Role-Play a Character

- Pick a famous person from the Alamo, like Davy Crockett.
- Dress up and act out what they did.

## Compare Battles

- Compare the Battle of the Alamo with another famous battle.
- Look at the leaders and strategies.

## Make a Diorama

- Build a 3D model of the Alamo.
- Show key spots from the battle.

## Create a "Remember the Alamo" Campaign

- Make posters or social media posts about the Alamo.
- Explain why it's important.



## Debate the Impact

- Research how the battle changed Texas history.
- Share your ideas in a debate or essay.

## Write About Alamo Heroes

- Learn about the heroes of the Alamo.
- Write about what they did during the battle.

These projects are a fun way to learn about the Battle of the Alamo!

## Conclusion


The Alamo is an important event in American history, known for bravery and the fight for freedom. It helped shape Texas and teaches us about courage and sacrifice. There are a lot to explore in Alamo, and you can try lots of fun and easy projects with it.

You can either start with the time of key events or write a story on Alamo based on different perspective, or you can even build a model of Alamo. With this you can help pothers to understand Alamo in a fun way.




[← Previous Post](#)

## Related Posts



129+ Innovative MSC Mathematics Project Ideas for Students

[Leave a Comment / General / By Adam Tesla](#)



50 Most Innovative SUPW Project Ideas to Test Your Skills

[Leave a Comment / General / By Adam Tesla](#)

## Leave a Comment

Your email address will not be published. Required fields are marked \*

Type here..

Name\*

Email\*

Website

Save my name, email, and website in this browser for the next time I comment.

**Post Comment »**

## Recent Posts

[211+ Best Alamo Project Ideas](#)

[151+ Best & Unique Cas Project Ideas For Students](#)

[225+ Creative Dremel Project Ideas for Home Decor and Gifts](#)

[215+ Best Civic Engagement Project Ideas](#)

[195+ Innovative Element Project Ideas](#)

## Categories

[Computer Science](#)

[General](#)


[Humanities](#)

[Mini](#)

## Subscribe to Our Newsletter

Subscribe us for latest project ideas on all subjects into your email.

Subscribe



## Top Pages

- [Privacy Policy](#)
- [Disclaimer](#)
- [Terms And Conditions](#)

## Top Categories

- [Computer Science](#)
- [General](#)
- [Humanities](#)
- [Mini](#)

## Follow us on

