



210+ Creative Santa New Suit Project Ideas

[Leave a Comment / General](#)



Discover fun and easy Santa new suit project ideas! Make it modern, eco-friendly, and perfect for his Christmas journey.

Santa's red suit is a classic, but what if we gave it a fresh new twist? Imagine a suit that's not only stylish but also packed with features to help Santa on his worldwide journey. Think about it—he faces freezing temperatures, long flights, and the need to stay stealthy

while delivering presents. Designing a new suit for Santa isn't just fun—it's a chance to combine creativity with problem-solving!

Here's the challenge: Can we make his suit more weather-resistant? Add eco-friendly materials to match his commitment to spreading joy sustainably? Or maybe incorporate futuristic tech, like GPS trackers or gift-sorting pockets? You could even think about suits inspired by different cultures around the world!

This project is perfect for unleashing your imagination while tackling real-world questions about functionality, design, and innovation. Let's dive into some creative ideas and help Santa rock a brand-new look this Christmas!

Table of Contents



1. The Evolution of Santa's Suit
2. Why a New Suit for Santa?
3. Santa New Suit Project Ideas
4. Traditional Suit Elements
5. Community Involvement
6. Fashion Industry Collaboration
7. Marketing the New Suit
8. Challenges and Considerations
9. Future Trends
10. How to dress like Santa?
11. Santa New Suit Project Ideas for School
12. Santa Suit Fashion Show
13. Conclusion

The Evolution of Santa's Suit

Check out the evolution of Santa's suit:

Time Period	Santa's Look
Long Ago (3rd-4th Century)	Santa's look came from Saint Nicholas, who wore simple red or white robes.
Medieval Times	Santa was shown in green robes, symbolizing nature and life.
Dutch Influence (1600s)	"Sinterklaas" wore a bishop's robe and carried a staff, looking more formal.
Victorian Era (1800s)	Santa became jolly and wore long robes in red, green, or brown with fur.
The Famous Poem (1823)	A poem called <i>The Night Before Christmas</i> described Santa in a magical fur-lined suit.
Santa's First Makeover (1860s)	Artist Thomas Nast gave Santa his red suit, black belt, and a cheerful look.
Coca-Cola's Santa (1930s)	Coca-Cola's ads showed Santa in the red suit we know today: bright, jolly, and fun.
Modern Santa	Santa's red suit stays iconic, with some modern twists for fun.

Santa's suit has changed a lot, but it always spreads joy and Christmas cheer!

Why a New Suit for Santa?

Even Santa might need a fresh look! Here's why a new suit could be fun:

Reason	Explanation
Keeping Up with Today	A new suit could make Santa look more modern and relatable.
Comfort	A new suit could be more comfortable for all the work Santa does on Christmas Eve.

Reason	Explanation
Eco-Friendly	Santa could wear a suit made from better, more eco-friendly materials.
Appealing to Kids	A fresh look could make Santa more exciting for new generations of kids.
Celebrating Diversity	A new suit could include designs from different cultures, showing Santa is for everyone.

A new suit for Santa would keep the magic alive and add some fun!

Santa New Suit Project Ideas

Here are some of the santa new suit project ideas:

Design and Creativity

1. Modern Santa Suit Design
2. Santa Suit for Different Climates (Tropical, Warm)
3. Sustainable Santa Suit Design
4. Santa Suits Inspired by Different Cultures
5. Fantasy Santa Suit with Unique Features
6. Eco-Friendly Santa Suit Made of Recycled Materials
7. Santa Suit for Different Seasons (Winter to Summer)
8. Santa Suit for High Fashion Runway Show
9. Santa's Suit with Sleek, Minimalist Design
10. Steampunk-Inspired Santa Suit

History and Evolution

1. The Evolution of Santa's Suit Through the Years
2. Vintage Santa Suit from Different Decades
3. Santa Suit Designs Through the Centuries
4. History of the Santa Suit in Advertisements
5. Old vs. New Santa Suits: A Comparison
6. How Santa's Suit Became Red

7. Santa's Suit Evolution in Various Cultures
8. The First Santa Suits in Historical Records
9. Santa Suit Designs in Literature
10. The Influence of Coca-Cola on Santa's Modern Suit

Craft and DIY

1. DIY Santa Suit Using Basic Craft Supplies
2. Creating a Santa Beard from Household Items
3. Hand-Stitched Santa Suit Project
4. Creating a Santa Suit Using Felt Fabric
5. Recycled Clothing Santa Suit
6. Santa Hat with Pom-Poms and Felt
7. DIY Santa Boots from Craft Materials
8. Making Santa's Belt Using Leather
9. Designing Santa's Gloves with Knitted Wool
10. Create a Mini Santa Suit for Dolls or Figurines

See also [211+ Best I Am Not A Turkey Project Ideas](#)

Fashion and Innovation

1. Tech-Enhanced Santa Suit with Lights or Speakers
2. Santa Suit with Adjustable Temperature
3. Santa Suit with Built-In Motion Sensors
4. High-Tech Santa Suit with a GPS Tracker
5. Santa Suit with Smart Fabric for Comfort
6. Ultra-Modern Santa Suit with Futuristic Look
7. Santa Suit with Hidden Pockets for Gadgets
8. Santa Suit Featuring LED Lights for Christmas Eve
9. Reflective Santa Suit for Night Deliveries
10. Santa Suit with Rechargeable Batteries for Devices

Community and Social Impact

1. Santa Suit for Charity Events
2. Santa Suit for Fundraisers and Volunteer Projects

3. Inclusive Santa Suits for All Body Types
4. Santa Suits for Homeless Shelters and Food Drives
5. Eco-Friendly Santa Suit for Schools
6. Collaborative Santa Suit Design with Local Artisans
7. Local Santa Suit Fashion Show Fundraiser
8. Community Santa Suit-Making Workshop
9. Santa Suit Exchange Program (Donate Old Suits)
10. Santa Suit Design for Local Parades and Festivities

Fun and Themed Ideas

1. Superhero Santa Suit Inspired by Marvel or DC
2. Animal-Themed Santa Suit (e.g., Lion, Bear)
3. Santa Suit with Fairy Tale or Princess Touches
4. Space-Themed Santa Suit with Glittery Stars
5. Underwater-Themed Santa Suit with Fish Patterns
6. Pirate Santa Suit with Accessories
7. Santa Suit Inspired by Medieval Knights
8. Santa Suit with Glow-in-the-Dark Features
9. Comic Book Santa Suit with Bold Designs
10. Santa Suit with a Circus or Carnival Twist

Educational Projects

1. Fashion Show for Santa Suit Designs
2. Fabric Learning: Which Materials Are Best for Santa's Suit?
3. Measuring and Proportions in Santa Suit Creation
4. Using Math to Design a Santa Suit (Patterns, Shapes)
5. Learning About Textiles and Fabrics for Santa Suit
6. Study of Historical Santa Suits through Art and Media
7. Designing Santa's Suit with Science of Comfort
8. Design a Santa Suit Using Geometry and Symmetry
9. How Temperature Affects Santa Suit Materials
10. Study of Red Dye's Importance in Santa's Suit

Environmental and Sustainable Design

1. Recycled Materials Santa Suit

2. Zero-Waste Santa Suit Design
3. Eco-Friendly Dyeing Techniques for Santa Suits
4. Santa Suit Using Organic or Fair Trade Fabrics
5. Repurposed Materials for Santa's Suit (Old Clothes, Bags)
6. Sustainable Santa Suit for Schools and Events
7. Eco-Conscious Santa Suit Packaging and Shipping
8. Solar-Powered Santa Suit (For Lights and Gadgets)
9. Santa Suit Made from Upcycled Fabrics
10. Green Santa Suit Design with Minimal Waste

Interactive and Virtual Designs

1. Create a 3D Model of Santa's Suit Using Software
2. Virtual Reality Santa Suit for Online Shopping
3. Santa Suit Design Game for Kids
4. Augmented Reality Santa Suit Try-On App
5. Santa Suit Design in a Digital Fashion Show
6. Interactive Santa Suit with Virtual Accessories
7. Online Santa Suit Customizer Tool
8. Create a Virtual Christmas Character with Santa Suit
9. Virtual Christmas Parade Featuring Santa Suits
10. Santa Suit Virtual Fashion Lookbook for Social Media

Science of Santa's Suit

1. Temperature-Controlled Santa Suit
2. Study of Material Insulation in Santa Suits
3. Investigating Why Red is the Best Color for Santa's Suit
4. Fabric Durability: What Makes Santa's Suit Long-Lasting?
5. Learning About Heat Retention in Santa Suits
6. The Science Behind Comfortable Santa Suits
7. Using Technology to Improve Santa Suit Performance
8. Weather Resistance in Santa Suits
9. Lightweight Fabrics for Santa's Suit
10. Using Stretch Fabrics for Santa Suit Mobility

Fun With Accessories

1. Designing Santa's Signature Belt and Buckle
2. Crafting a Mini Santa Hat with Glitter
3. DIY Santa Beard with Cotton or Yarn
4. Making Santa's Bag with Felt and Fabric
5. Design Santa's Boots with Craft Supplies
6. Santa's Glove Design with Knitted or Felt Materials
7. Crafting Santa's Sleigh Accessories
8. Personalizing Santa's Sack for Kids' Letters
9. Creating Santa's Glasses or Eyeglasses from Craft Supplies
10. DIY Christmas Tree Decorations Based on Santa's Outfit

Christmas Fashion Show

1. Host a Santa Suit Fashion Show in Your School
2. Create Unique Santa Suits for a Fashion Event
3. Organize a Virtual Santa Suit Show for Friends
4. Santa Suit Talent Show with Different Designs
5. Organize a Charity Christmas Fashion Show with Santa Suits
6. Santa Suit Dress-Up Competition for Kids
7. Set Up a Holiday Fashion Event Featuring Santa Suits
8. Fashion Design Contest for Best Santa Suit
9. Virtual Christmas Fashion Show on Social Media
10. Christmas Parade with Santa Suits as Main Attraction

See also [333+ Powerful Holocaust Project Ideas](#)

Santa Suit for Different Roles

1. Santa Suit for School Events and Plays
2. Santa Suit for Shopping Malls and Stores
3. Santa Suit for Christmas Parades and Festivities
4. Santa Suit for Charity Events or Fundraisers
5. Santa Suit for Corporate Holiday Parties
6. Santa Suit for Community Gatherings
7. Santa Suit for Family Holiday Photoshoots
8. Santa Suit for Virtual Christmas Events
9. Santa Suit for Outdoor Christmas Celebrations

10. Santa Suit for Holiday Volunteer Programs

Customizing Santa's Look

1. Add a Monogrammed Name to Santa's Suit
2. Make Custom Santa Suits with Local Fabrics
3. Adding Patterns or Embroidery to Santa's Suit
4. Personalizing Santa's Suit for Different Regions
5. Santa Suit with Unique Color Themes
6. Create a Santa Suit with Customized Accessories
7. Design Santa Suit for Different Age Groups
8. Matching Santa Suits for Families and Groups
9. Add Fun Features to Santa's Suit (LED Lights, Sound Effects)
10. Embellish Santa Suit with Seasonal Themes or Motifs

High-Tech Santa Suit

1. Design a Santa Suit with Built-in Speakers for Music
2. Santa Suit with Interactive Light-Up Features
3. Create a Smart Santa Suit with a Temperature Regulator
4. Santa Suit with Built-in Camera for Virtual Greetings
5. Santa Suit with Bluetooth for Audio Messaging
6. Santa Suit Equipped with GPS for Route Planning
7. Santa Suit with Motion Sensors for Real-Time Alerts
8. Solar-Powered Santa Suit for Energy Efficiency
9. Santa Suit with Built-In Heater for Cold Nights
10. Create a Santa Suit That Changes Colors

Santa Suit from Pop Culture

1. Create a Movie-Inspired Santa Suit (e.g., from Elf)
2. Design a Retro Santa Suit from the 1950s
3. TV Show-Inspired Santa Suit (e.g., from The Simpsons)
4. Create a Comic Book-Themed Santa Suit (Marvel, DC)
5. Design a Sci-Fi Santa Suit with Futuristic Features
6. Santa Suit Inspired by Famous Fashion Designers
7. Create a Cartoon-Themed Santa Suit
8. Santa Suit from Popular Holiday Movies

9. Santa Suit Inspired by Superheroes or Villains
10. Design a Vintage Christmas Special Santa Suit

Santa Suits for Charity

1. Design a Santa Suit for Children's Hospitals
2. Organize a Charity Event with Santa Suits
3. Create a Santa Suit to Give to Homeless Shelters
4. Design Santa Suits for Fundraising Events
5. Santa Suits for Non-Profit Organizations During Holidays
6. Design Santa Suits for a Charity Auction
7. Santa Suits for Volunteer Programs
8. Sponsor Santa Suits for Children's Christmas Parties
9. Donating Santa Suits for Elderly Care Homes
10. Create Santa Suits for Homeless Outreach Programs

Commercial Santa Suit Projects

1. Santa Suit Line for Christmas Shops
2. Branding Santa Suits for Corporate Promotions
3. Santa Suit Rental Service for Events
4. Santa Suit Advertisement for Holiday Campaigns
5. Mass-Producing Santa Suits for Retail Chains
6. Santa Suit Marketing Campaign for Online Retailers
7. Pop-Up Santa Suit Shops for the Holiday Season
8. Santa Suit Subscription Boxes for Kids
9. Santa Suit for Holiday Merchandising Campaigns
10. Custom Santa Suits for Corporate Employees

International Santa Suits

1. Design Santa Suits Inspired by Different Countries
2. Santa Suit Designs in Different World Cultures
3. International Santa Suits and Their Unique Features
4. Santa Suits in Different Holidays Around the World
5. Create an Asian-Inspired Santa Suit Design
6. Santa Suit Styles from Scandinavian Countries
7. Design Santa Suits for African or Latin American Holidays

8. Study of Global Santa Suit Traditions
9. Creating a World Tour of Santa Suit Designs
10. International Santa Suit Contest for Global Designers

Santa Suit Fashion for the Future

1. Predict Future Santa Suits in 10 Years
2. Eco-Friendly Santa Suits for the Next Generation
3. Virtual Santa Suits in a Digital Christmas Future
4. Futuristic Santa Suits with High-Tech Fabrics
5. Santa Suits with 3D Printing Technology
6. Santa Suit Designs for the Space-Age
7. Holiday-Themed Augmented Reality Santa Suits
8. Santa Suit for a World with Artificial Intelligence
9. Customizable Santa Suits for Kids and Families
10. The Future of Santa Suits with Smart Clothing Tech

Traditional Suit Elements

Santa's classic suit has some key features that make it instantly recognizable:

Feature	Description
Red Coat	Santa's coat is usually bright red, symbolizing warmth and cheer.
White Fur Trim	The white fur along the cuffs, collar, and bottom of the coat adds a cozy, wintery touch.
Black Belt and Boots	Santa's black belt and boots give him a polished and sturdy look.
Pants to Match	His red pants match the coat, completing the uniform.
Santa's Hat	A fluffy red hat with a white pom-pom on top is a signature part of his look.

These traditional elements are what make Santa’s suit so beloved and instantly recognizable!

See also [275+ Best Personal Project Ideas](#)

Community Involvement

Santa is more than just a gift-giver—he’s also a big part of the community. Here’s how:

Activity	Description
Attending Local Events	Santa visits parades, fairs, and holiday events to spread cheer.
Helping Charities	Santa and his helpers often collect donations and volunteer to help those in need.
Supporting Local Businesses	Santa visits local shops, creating a festive atmosphere and helping small businesses.
Engaging with Families	Santa hosts meet-and-greets where families can take pictures and share holiday wishes.
Spreading Kindness	Santa encourages people to be generous and help others during the holidays.

Santa’s involvement brings people together and spreads holiday cheer!

Fashion Industry Collaboration

Santa’s new suit could lead to fun partnerships with the fashion world. Here’s how:

Promotion Idea	Description
Designer Partnerships	Fashion designers could create stylish versions of Santa’s suit.

Promotion Idea	Description
Sustainable Fashion	Eco-friendly brands could make the suit using sustainable materials.
Limited Edition Collections	Fashion brands could release special holiday clothing inspired by Santa's look.
Celebrity Involvement	Celebrities could promote the new suit, giving it a trendy vibe.
Holiday Collections	Brands could create holiday clothing based on Santa's new style.

This collaboration could give Santa a fresh, fashionable update while keeping the holiday fun!

Marketing the New Suit

Here are some simple ways to market Santa's new suit:

Promotion Idea	Description
Social Media Posts	Share pictures and videos of the new suit on Instagram, TikTok, and Facebook.
Holiday Ads	Show Santa in his new suit in TV commercials and online ads.
Influencer Partnerships	Have influencers wear and promote the new suit.
Pop-Up Events	Organize events where people can meet Santa in his new suit.
Merchandise	Create Santa-themed items, like T-shirts or hats, based on the new suit.

These ideas will help spread the word and make the new suit fun for everyone!

Challenges and Considerations

Here are some things to keep in mind when introducing Santa’s new suit:

Challenge	Description
Tradition vs. Change	Some people may prefer the classic look of Santa and resist the new design.
Staying True to Santa’s Identity	The new suit should still feel like “Santa,” keeping the warmth and magic of the character.
Cost	Designing and promoting a new suit can be expensive, so budget carefully.
Acceptance by Different Audiences	Make sure the new suit appeals to a wide range of people, from kids to adults.
Sustainability	Consider using eco-friendly materials to make the suit, which could be a challenge but also an opportunity.

These challenges are part of making Santa’s new suit a success, and finding a balance will make it even more special!

Future Trends

Here are some trends for Santa’s suit in the future:

Feature	Description
Eco-Friendly Materials	Using more sustainable and environmentally friendly fabrics.
Smart Features	Adding cool tech like LED lights or special fabrics to make the suit more modern.

Feature	Description
Custom Designs	Offering different styles and colors to personalize Santa's suit.
Global Influence	Bringing in ideas from different cultures to make the suit more diverse.
Inclusivity	Creating suits that fit all body types and represent everyone.

These trends will keep Santa's suit fresh and exciting for the future!

How to dress like Santa?

Dressing like Santa is easy with the right steps:

Step	Description
Start with the Red Suit	Choose a bright red suit with white faux fur trim on the collar, sleeves, and pants.
Add a Black Belt	Wear a wide black belt with a large buckle around your waist.
Wear White Gloves	Santa always wears white gloves. Make sure they are comfortable and fit well.
Put on Black Boots	Wear shiny black boots to complete the look. They should be knee-high or ankle-length.
Get a Santa Hat	A classic red Santa hat with a white pom-pom at the top is essential.
Add a Fake Beard	A white, fluffy fake beard and mustache will help you look more like Santa.
Extra Details	If you want, add a pair of round glasses and a bag full of gifts for an extra touch!

With these simple steps, you'll be ready to look just like Santa!

Santa New Suit Project Ideas for School

Here are some of the best Santa new suit project ideas for school:

Design Your Own Santa Suit

Materials: Paper, colored pencils, markers, fabric swatches (if possible), ruler, scissors

Steps:

- Draw a design of your Santa suit.
- Pick colors, fabrics, and accessories.
- Add special features like patterns or designs.
- Explain your choices for the suit design.

Learning Outcomes:

- Understand how to design a costume.
- Learn about colors and **fabric types**.
- Practice explaining your design ideas.

Santa Suit Fashion Show

Materials: Fabric for the suit, glue, scissors, accessories (hats, boots, fake beard), tape

Steps:

- Each student designs and creates a simple Santa suit.
- Add props like a sleigh bell, beard, or accessories.
- Hold a fashion show where students model their suits.

Learning Outcomes:

- Learn how to make costumes.
- Practice presenting in front of others.
- Work together and be creative.

Santa's New Suit Materials

Materials: Different fabric samples (cotton, velvet, eco-friendly materials), poster board, markers, fabric glue

Steps:

- Research materials used in clothing.
- Present different fabrics that could be used for Santa's new suit.
- Create a display with fabric samples and explain their uses.

Learning Outcomes

- Understand how fabric affects design.
- Learn about eco-friendly fabrics.
- Improve research and presentation skills.

Recycled Santa Suit Project

Materials: Old clothes (sweaters, jeans, shirts), scissors, fabric glue, buttons, ribbons, hot glue gun, markers

Steps:

- Find old clothes or fabric scraps.
- Cut and redesign them into a Santa suit.
- Add decorations like buttons and fake fur.
- Explain how you used recycled materials.

Learning Outcomes

- Learn about recycling and sustainability.
- Be creative in using old materials.
- Get hands-on experience in crafting.

History of Santa's Suit

Materials: Poster board, markers, printed pictures of Santa suits, timeline template

Steps:

- Research how Santa's suit has changed over time.

- Create a timeline showing these changes.
- Use pictures to show how the suit looked in different eras.

Learning Outcomes:

- Learn the history of Santa's suit.
- Improve research and organizing skills.
- Practice storytelling through visuals.

Santa Suit Commercial

Materials: Video camera or smartphone, Santa suit (can be homemade), script, props

Steps:

- Write a fun script for a Santa suit commercial.
- Get costumes and props ready for the video.
- Film the commercial and be creative.
- Edit and show the video.

Learning Outcomes:

- Learn about video creation and editing.
- Practice teamwork and creativity.
- Develop presentation skills.

Santa Suit Around the World

Materials: Research materials (internet/books), drawing supplies, fabric samples (optional)

Steps:

- Research how Santa is dressed in different countries.
- Design a Santa suit based on a specific culture.
- Explain how your design is influenced by that culture.

Learning Outcomes:

- Learn about different cultures and their traditions.
- Understand how culture shapes design.

- Practice researching and presenting.

Santa Suit Art Project

Materials: Large paper or canvas, paints, markers, crayons, glitter, sequins

Steps:

- Create a large painting or mural of Santa in his new suit.
- Use colors and textures to make the suit stand out.
- Include fun details like snowy backgrounds.

Learning Outcomes:

- Practice drawing and painting.
- Learn how to create a story through art.
- Foster imagination and creativity.

Design a Santa Suit for a Specific Purpose

Materials: Paper, fabric samples, scissors, glue, or sewing kit

Steps:

- Design a Santa suit for a specific place, like a beach or the North Pole.
- Choose materials that fit the environment.
- Explain how your suit works for that place.

Learning Outcomes:

- Understand functional design.
- Solve problems related to different environments.
- Learn how to communicate your design ideas.

Create a Santa Suit Fashion Magazine

Materials: Paper, magazines for cutouts, markers, glue, computer (optional)

Steps:

- Create a magazine with different Santa suit designs.

- Write articles about materials and tips for making suits.
- Design creative pages and layouts for the magazine.

Learning Outcomes:

- Learn about graphic design and content creation.
- Develop writing and layout skills.
- Practice creating engaging content.

These projects help students learn creativity, history, sustainability, and design while having fun



Conclusion

In conclusion, the “Santa New Suit” project ideas are a fun way for students to learn about design, history, and sustainability. By reimagining Santa’s suit, students can explore how his look has changed over time and think about how fashion affects culture.

They can also learn about using eco-friendly materials. Whether creating a modern suit, using recycled items, or designing their own version, students can develop creativity and problem-solving skills. These projects offer an engaging way to learn while celebrating the magic of Santa.

[← Previous Post](#)

Related Posts



129+ Innovative MSC Mathematics Project Ideas for Students

[Leave a Comment](#) / [General](#) / [By Adam Tesla](#)

50 Most Innovative SUPW Project Ideas to Test Your Skills

[Leave a Comment](#) / [General](#) / [By Adam Tesla](#)

Leave a Comment

Your email address will not be published. Required fields are marked *

Type here..

Name*

Email*

Website

Save my name, email, and website in this browser for the next time I comment.

Post Comment »

Recent Posts

210+ Creative Santa New Suit Project Ideas

135+ Best Roller Coaster Project Ideas

265+ Creative Book Project Ideas

145+ Innovative Rube Goldberg Project Ideas

Top 234+ Ugly Sweater Project Ideas

Categories

Computer Science

General


Humanities

Mini



Subscribe to Our Newsletter

Subscribe us for latest project ideas on all subjects into your email.



Email address

Subscribe

Top Pages

Privacy Policy
Disclaimer
Terms And Conditions

Top Categories

Computer Science
General
Humanities
Mini

Follow us on

