



215+ Fun & Creative History Project Ideas

[Leave a Comment](#) / [General](#)



Discover fun and simple ways to explore history with creative history project ideas! From building models to acting out events, these hands-on ideas make learning history exciting and easy.

History project is one of the best ways to look into ancient times. It allows you to explore the past by doing something hands-on. Instead of just reading about history, you can act out events, build models, or make your own historical artifacts.

These projects make learning fun and help you understand history better. Whether you're a student, teacher or new into the history industry then here are some of the great ways to connect with history in a new way. Let's look at some easy and exciting ideas to bring history to life!

Table of Contents



- 1. Importance of Creative History Projects
- 2. Creative History Project Ideas
- 3. How can I make a history project?
- 4. Creative History Project Ideas High School
- 5. Creative History Project Ideas for Students
- 6. Creative History Project Ideas for College Students
- 7. Conclusion

Importance of Creative History Projects

Creative history projects are important because they make learning fun and easier to understand.

Benefit	Description
Better Memory	When you make things like models or act out history, it's easier to remember and understand the information.
Thinking Skills	Creative projects help you think more deeply by making decisions and solving problems.
Stronger Connection to History	Creating something based on history helps you feel more connected to the past.

Benefit

Description

Working with Others

Many projects need teamwork, helping you improve your communication and collaboration skills.

Boosts Creativity

Creative projects let you express your own ideas and interpretations of history.

Creative projects help students connect with history in a way that's fun and easy to remember.

Creative History Project Ideas

Here are some of the best creative history project ideas:

Research Projects

1. Make a documentary about a historical event.
2. Compare two significant events in history.
3. Create a timeline of a historical period.
4. Study the history of an important invention.
5. Research an ancient civilization.
6. Write about a famous historical figure.
7. Compare two political movements.
8. Study the causes of a world war.
9. Explore a local historical event.
10. Research the history of fashion.

Creative Arts Projects

1. Recreate a famous art piece.
2. Build a 3D model of a historical scene.
3. Design costumes from a specific era.
4. Make a historical-themed collage.

5. Paint a historical scene.
6. Write and perform a short play about history.
7. Recreate an artifact from the past.
8. Create a playlist of historical songs.
9. Take photos inspired by historical events.
10. Design historical stamps.

Interactive Projects

1. Build a history quiz game.
2. Create a virtual historical tour.
3. Organize a history role-playing game.
4. Design a historical map with key events.
5. Build a history-themed escape room.
6. Simulate a historical political decision.
7. Reenact a famous battle.
8. Create a board game about history.
9. Perform a history play.
10. Digitally archive historical documents.

Technology-Based Projects

1. Start a history podcast.
2. Build a website about a historical topic.
3. Write a history blog.
4. Create a historical video documentary.
5. Develop a VR experience about history.
6. Build an app with historical timelines.
7. Create an online art gallery with historical themes.
8. Make animated videos explaining history.
9. Design a history quiz app.
10. Build a history database.

Public History Projects

1. Set up a history exhibition.
2. Research and share the history of your town.
3. Propose a historical marker for a local site.
4. Collect oral histories from local people.
5. Host a film screening about history.
6. Start a blog on your town's history.
7. Organize a historical reenactment.
8. Create a walking tour of historical sites.
9. Gather and preserve local historical documents.
10. Paint a mural about local history.

Storytelling Projects

1. Write a historical fiction story.
2. Create a historical news report.
3. Write letters from the perspective of a historical figure.
4. Record oral history interviews with family members.
5. Write poems about historical events.
6. Create a short film based on a historical event.
7. Deliver a speech as a historical figure.
8. Interview people about their personal history.
9. Write a comic book about history.
10. Tell a story through historical art.

Environmental History Projects

1. Study ancient farming techniques.
2. Research how the environment changed over time.
3. Study historical climate changes.
4. Investigate the impact of natural disasters.
5. Research ancient water management systems.
6. Study the environmental impact of the Industrial Revolution.
7. Research conservation efforts through history.
8. Study ancient deforestation.

9. Investigate historical pollution.
10. Study urbanization and environmental changes.

See also [234+ Creative Aesthetic Project Ideas](#)

Military History Projects

1. Analyze strategies in a famous battle.
2. Study the history of military technology.
3. Research a famous military leader's biography.
4. Investigate the causes of a war.
5. Write letters from the perspective of soldiers.
6. Study the history of military medals.
7. Reenact a historical battle.
8. Investigate military tactics.
9. Recreate war propaganda posters.
10. Study the social impacts of war.

Cultural History Projects

1. Research the history of a music genre.
2. Study the evolution of languages.
3. Investigate how fashion influenced culture.
4. Study religion's role in history.
5. Research the history of a traditional dish.
6. Study the evolution of musical instruments.
7. Investigate ancient cultural rituals.
8. Research how architecture reflects culture.
9. Study the impact of art on culture.
10. Investigate the history of sports.

Social Movements Projects

1. Research the Civil Rights Movement.
2. Study the history of women's suffrage.
3. Investigate environmental activism.
4. Study the history of LGBTQ+ rights.
5. Research the labor movement.
6. Investigate the anti-apartheid movement.
7. Study youth protests.
8. Investigate indigenous rights movements.
9. Study anti-war movements.
10. Study the history of feminism.

Science and Technology History

1. Research space exploration history.
2. Study the history of medicine.
3. Investigate the origins of major inventions.
4. Study women's contributions to science.
5. Research how scientific breakthroughs changed society.
6. Study the history of the internet.
7. Research early scientific discoveries.
8. Study transportation's evolution.
9. Investigate the history of the telephone.
10. Study the development of vaccines.

Economic History Projects

1. Research the rise and fall of an economy.
2. Study trade routes like the Silk Road.
3. Investigate the history of money.
4. Research the Great Depression.
5. Study post-war economic recovery.
6. Investigate capitalism's rise.
7. Study the Industrial Revolution's impact.
8. Research the global market's history.

9. Study labor unions' history.
10. Investigate the stock market's history.

Fashion History Projects

1. Study fashion evolution through the ages.
2. Research cultural influences on fashion.
3. Create a timeline of fashion trends.
4. Investigate a famous designer's impact.
5. Recreate historical fashion styles.
6. Study royal fashion influences.
7. Investigate the history of accessories.
8. Study fashion of different social classes.
9. Research fashion's role in society.
10. Study fabric and textile history.

Art History Projects

1. Study the evolution of an art style.
2. Research famous artists and their works.
3. Recreate an iconic art piece.
4. Study art's influence on historical events.
5. Investigate art in ancient civilizations.
6. Research art during wartime.
7. Study public art like murals and statues.
8. Analyze propaganda art.
9. Investigate art in religious movements.
10. Study art movements like the Renaissance.

Political History Projects

1. Research the rise and fall of empires.
2. Study the development of democracy.
3. Research a political system's influence.

4. Study political leaders' impact.
5. Research revolutions and their effects.
6. Study the history of political ideologies.
7. Investigate political parties' origins.
8. Research women's role in politics.
9. Study political activism.
10. Research law development and its impact.

Labor History Projects

1. Study historical working conditions.
2. Investigate union development.
3. Research child labor history.
4. Study the Industrial Revolution's impact on workers.
5. Investigate labor strikes.
6. Study the history of workers' rights.
7. Research global labor movements.
8. Study labor laws' development.
9. Investigate factory work history.
10. Study fair trade movements.

Immigration History Projects

1. Research immigration history to your country.
2. Study the impact of immigration on culture.
3. Investigate 19th-century immigrant communities.
4. Research Ellis Island's history.
5. Study refugee experiences through history.
6. Study changes in immigration laws.
7. Investigate immigrant labor.
8. Study immigration's political impact.
9. Study migration patterns.
10. Research the role of immigration in modern society.

Philosophy and Ideas Projects

1. Study key philosophical ideas through history.
2. Investigate philosophy's role in politics.
3. Study famous philosophers and their ideas.
4. Research philosophy's influence on religion.
5. Study the history of education.
6. Research scientific thought's evolution.
7. Investigate the role of ideas in social movements.
8. Study ethical theories' development.
9. Study philosophy's impact on society.
10. Research the history of logic.

World History Projects

1. Study the impact of ancient civilizations.
2. Research the early world's trade routes.
3. Study the spread of major religions.
4. Investigate early empires.
5. Study European colonialism's impact.
6. Research the history of global exploration.
7. Study ancient civilizations' architecture.
8. Investigate how ancient wars shaped history.
9. Research the Silk Road's importance.
10. Study world-changing historical inventions.

History of Everyday Life Projects

1. Research how people lived in different historical eras.
2. Study the evolution of homes and shelters.
3. Investigate changes in daily food habits.
4. Study childhood in ancient civilizations.
5. Research how transportation changed people's lives.
6. Study the history of education and schools.

7. Investigate historical medical practices.
8. Study communication changes through time.
9. Research daily life during a historical war.
10. Investigate fashion and clothing in ancient cultures.

See also [75+ Interesting Hidden Turkey Project Ideas](#)

How can I make a history project?

Making a history project is easy and fun. Here's a simple guide:

Here's the information in tabular form:

Step	Description
Pick a Topic	Choose something that interests you, like a historical event or person.
Do Research	Find information from books or websites. Write down important facts.
Decide on Your Project	Make a model or diorama Create a timeline Make a poster or slide show Do a short play Write a report.
Plan	Organize what you'll do. Sketch a model or make a list for your report.
Create the Project	Put your ideas together. Keep it simple.
Check Your Work	Make sure everything is correct and looks nice.

Step	Description
Practice	If you need to talk about it, practice explaining your project.

Following these steps will help you create a simple and fun history project!

Creative History Project Ideas High School

Here are some simple and creative history project ideas for high school students:

Historical Diorama

Build a 3D model of a historical scene or event.

Materials: Cardboard, clay, paint, mini figures.

Skills: Research, model-making, creativity.

Steps:

- Research the event or time period.
- Plan your scene with important details.
- Build and paint the diorama.
- Label key items in the scene.

Historical Documentary

Create a short video about a historical person or event.

Materials: Camera, video editing software, script.

Skills: Filmmaking, research, storytelling.

Steps:

- Pick a topic.

- Research facts and write a script.
- Record and edit the video.
- Present the documentary to the class.

Historical Newspaper

Design a newspaper from a specific time period.

Materials: Paper, printer, markers.

Skills: Writing, design, research.

Steps:

- Choose a historical event.
- Write articles and create headlines.
- Design the layout of the paper.
- Print and present your newspaper.

Historical Speech Reenactment

Perform a famous historical speech.

Materials: Script, costumes, props.

Skills: Public speaking, acting, research.

Steps:

- Choose a famous speech.
- Practice delivering it.
- Use props and costumes to enhance the reenactment.
- Perform the speech for your class.

Museum Exhibit

Create a mini museum display about a historical topic.

Materials: Cardboard, art supplies, printed pictures.

Skills: Creativity, research, presentation.

Steps:

- Choose a topic like Ancient Egypt or the Civil War.
- Create models or posters.
- Display your work with descriptions of each item.
- Present the exhibit to your class.

Virtual History Tour

Create a virtual tour of a historical site.

Materials: Computer, virtual tour tools, research.

Skills: Technology, research, creativity.

Steps:

- Choose a historical site (e.g., the Great Wall of China).
- Use software like Google Earth to map out the site.
- Add pictures, videos, and descriptions.
- Guide your class through the virtual tour.

Historical Diary

Write a diary from the perspective of someone in history.

Materials: Paper or computer, research.

Skills: Writing, empathy, research.

Steps:

- Choose a historical figure or general person.
- Write entries based on their experiences and time period.

- Share your diary and explain the historical events.

Comparative Analysis

Compare two different historical events or figures.

Materials: Research articles, presentation tools.

Skills: Research, critical thinking, analysis.

Steps:

- Pick two events or figures to compare.
- Research the similarities and differences.
- Create a presentation or written report.
- Discuss the impact of the comparison on history.

History in Art

Create artwork representing a historical event.

Materials: Art supplies (paint, markers, digital tools).

Skills: Artistic expression, research, creativity.

Steps:

- Choose a historical event or person.
- Research visual elements of the time period.
- Create your artwork and explain its historical significance.

History Comic Book

Create a comic book about a historical event.

Materials: Paper, pens, or digital tools.

Skills: Drawing, storytelling, research.

Steps:

- Pick a historical event or person.
- Plan your comic layout with scenes and dialogue.
- Draw and color the comic.
- Present the comic to your class.

Creative History Project Ideas for Students

Here are some creative history project ideas for students in a simple format:

Historical Diorama

Build a 3D model of a historical event or scene.

See also [110+ Fun and Impactful Passion Project Ideas High School](#)

Materials: Cardboard, clay, paint, mini figures.

Skills: Research, creativity, model-making.

Steps:

- Pick a historical event.
- Gather materials.
- Build and paint the scene.
- Add labels for important items.

Historical Documentary

Create a short video about a historical event or person.

Materials: Camera, video editing software.

Skills: Filmmaking, research, narration.

Steps:

- Choose a topic.
- Research and write a script.
- Film and edit the video.
- Share the documentary.

Historical Fiction Story

Write a fictional story based on a historical period.

Materials: Paper, pen, research.

Skills: Writing, storytelling, research.

Steps:

- Research the time period.
- Create characters.
- Weave historical facts into the story.
- Write and revise.

Historical Timeline

Make a timeline of important historical events.

Materials: Paper, markers, ruler.

Skills: Organization, research, design.

Steps:

- Choose a historical era.
- Research key events.
- Draw the timeline and add visuals.

Reenactment of a Historical Speech

Perform a famous historical speech.

Materials: Script, costume, props.

Skills: Public speaking, acting, research.

Steps:

- Choose a famous speech.
- Practice delivering it.
- Use props and costumes.
- Perform in front of an audience.

History-Based Podcast

Create a podcast episode about a historical figure or event.

Materials: Audio equipment, [editing software](#).

Skills: Research, scripting, audio editing.

Steps:

- Pick a topic.
- Research and write a script.
- Record and edit the podcast.

History Museum Exhibit

Design a small museum exhibit about a historical event.

Materials: Cardboard, art supplies, printouts.

Skills: Creativity, research, presentation.

Steps:

- Choose a historical topic.
- Create display items (artifacts, posters).
- Set up the exhibit.

- Explain it to others.

Comparison of Historical Figures

Compare two historical figures and their impact.

Materials: Research, presentation tools.

Skills: Critical thinking, research.

Steps:

- Choose two figures.
- Compare their contributions.
- Present the comparison.

Historical Documentary Poster

Design a poster for a historical event or figure.

Materials: Paper, markers, design software.

Skills: Graphic design, research.

Steps:

- Choose a historical figure or event.
- Design a poster with visuals.
- Present the poster.

Digital History Tour

Create a virtual tour of a historical site.

Materials: Computer, internet, presentation tools.

Skills: Technology, research, creativity.

Steps:

- Choose a historical site.
- Research and gather information.
- Create a digital tour.
- Present it to the class.

Creative History Project Ideas for College Students

Here are simple and creative history project ideas for college students:

Historical Documentary Film

Create a short documentary on a significant historical event or figure.

Materials: Camera, editing software, interviewees.

Skills: Filmmaking, research, storytelling.

Steps:

- Pick a historical topic.
- Write a script and gather footage.
- Edit the documentary into a short film.

Digital History Archive

Build a digital archive of historical documents, photos, or audio.

Materials: Computer, historical sources.

Skills: Research, tech skills, organization.

Steps:

- Select a historical topic.
- Collect and digitize materials.
- Organize them into a user-friendly archive.

History Through Music

Explore how music influenced or reflected historical periods.

Materials: Music clips, research, presentation software.

Skills: Research, analysis, presentation.

Steps:

- Choose a historical period or event.
- Find music from that time.
- Create a presentation to explain the connection between music and history.

Historical Role-Playing Game (RPG)

Design a game based on historical events where players role-play historical figures or common people.

Materials: Paper, computer, game design tools.

Skills: Creativity, research, game design.

Steps:

- Choose a historical event.
- Design characters and game rules.
- Create the game and share it with others.

History Blog or Vlog

Start a blog or vlog exploring a historical topic.

Materials: Camera or computer, blogging platform.

Skills: Writing, video editing, research.

Steps:

- Pick a historical topic.
- Write blog posts or record videos.
- Share and update your blog or vlog regularly.

Comparative Analysis of Historical Events

Compare two similar historical events and their impacts.

Materials: Research materials, writing tools.

Skills: Critical thinking, writing, research.

Steps:

- Choose two historical events to compare.
- Research each event's causes and outcomes.
- Write a comparative analysis.

Historical Podcast Series

Create a podcast series about lesser-known historical events or figures.

Materials: Microphone, editing software, research.

Skills: Storytelling, audio production, research.

Steps:

- Choose a topic and research it.
- Write scripts for podcast episodes.
- Record and edit the podcasts.

Reinterpreting Historical Art

Analyze a famous historical artwork and reinterpret it in a modern style.

Materials: Art supplies or digital tools.

Skills: Art analysis, creativity, design.

Steps:

- Select a historical artwork.
- Analyze its themes and context.
- Create a modern version of the artwork.

Virtual Historical Tour

Design a virtual tour of a historical site or city.

Materials: Computer, VR tools, research materials.

Skills: Tech skills, research, digital design.

Steps:

- Choose a historical location.
- Gather research and create an interactive tour.

History of Technology

Research the development of a key technological advancement and its historical impact.

Materials: Research tools, presentation software.

Skills: Research, writing, analysis.

Steps:

- Choose a technological innovation.
- Research its history and effects on society.
- Create a detailed presentation or paper.

Conclusion


Creative history projects are a fun way to learn and share history. Instead of just reading about the past, students can explore it by making things like documentaries, podcasts, or even role-playing games. These projects help you understand history better while also teaching you skills like researching, working with others, and sharing your ideas clearly.

When you approach history in a creative way, it feels more real. Whether you're building a virtual tour of a historical site or comparing different events, these projects help bring history to life. Plus, you get to learn new skills that are helpful in school and beyond.

So, whether you're telling a story through a video or creating a game, creative projects make history exciting and memorable. It's a fun way to learn, express your ideas, and grow in many different ways!


[← Previous Post](#)

Related Posts



**129+ Innovative MSC
Mathematics Project Ideas for
Students**

[Leave a Comment / General / By Adam Tesla](#)



**50 Most Innovative SUPW
Project Ideas to Test Your Skills**

[Leave a Comment / General / By Adam Tesla](#)

Leave a Comment

Your email address will not be published. Required fields are marked *

Type here..

Name*

Save my name, email, and website in this browser for the next time I comment.

Email*

Post Comment »

Website

Recent Posts

215+ Fun & Creative History Project Ideas

229+ Creative Wood Project Ideas for High School

249+ Exciting 6th Grade Science Project Ideas

235+ Revolutionary Community Project Ideas

222+ Unique And Best Math Project Ideas High School

Categories

[Computer Science](#)

[General](#)

[Humanities](#)


[Mini](#)



Subscribe to Our Newsletter

Subscribe us for lastest project ideas on all subjects into your email.

Subscribe



Top Pages

- [Privacy Policy](#)
- [Disclaimer](#)
- [Terms And Conditions](#)

Top Categories

- [Computer Science](#)
- [General](#)
- [Humanities](#)
- [Mini](#)

Follow us on

