



235+ Best Gingerbread Man Project Ideas

[Leave a Comment / General](#)



Explore easy and fun Gingerbread Man project ideas! Bake cookies, make crafts, and enjoy activities for kids, families, and classrooms.

Gingerman is loved by millions across different countries. Everyone loves them no matter whether they are children or adults. His daring escape and the catchy “Run, run, as fast as

you can!” have delighted many. Gingerbread man project ideas allow you to turn his story into a world of creativity and fun.

Over 500 million gingerbread man cookies are baked in every household of the US within the holiday season. Now you can have an idea about its popularity in the US and similar nations. From building festive gingerbread houses to crafting puppets to act out the story, there are endless ways to turn the Gingerbread Man into a fun project for families, kids, or classrooms.

Let’s take this classic character beyond the pages of his storybook and into your home or classroom. Whether it’s a fun baking session or an educational craft, the Gingerbread Man is ready to inspire. Are you ready to catch him? Let’s dive in!

Table of Contents



1. What is a Gingerbread Man?
2. Importance of Gingerbread Man Projects
3. Materials Needed
4. Gingerbread Man Project Ideas
5. What can you disguise a gingerbread man as?
6. What can you decorate a gingerbread man with?
7. Gingerbread Man Project Ideas for Toddlers
8. Gingerbread Man Project Ideas for Preschoolers
9. Disguise A Gingerbread Man Template
10. Disguise A Gingerbread Man Project Letter
11. Conclusion

What is a Gingerbread Man?

A Gingerbread Man is a fun, festive cookie shaped like a person, made with ginger and spices. It’s often decorated with icing to create a face, buttons, and clothes. In the popular story, the Gingerbread Man escapes from animals, shouting, “Run, run, as fast as you

can!” These cookies are a holiday favorite, loved for both baking and decorating during the festive season.

Importance of Gingerbread Man Projects

Here’s the importance of Gingerbread Man projects, presented with pointers:

Benefit	Explanation
Fosters Creativity	Encourages imagination through decorating cookies with colorful icing, candy, and unique designs.
Celebrates Tradition	Part of long-standing holiday customs, bringing families together and creating lasting memories.
Promotes Learning	Teaches skills like measuring, counting, and following instructions, reinforcing math and reading.
Encourages Teamwork	Great for group activities, fostering collaboration, communication, and idea sharing.
Explores Culture	Connects participants to global holiday traditions, offering insight into the cultural significance of gingerbread.
Brings Fun and Joy	A hands-on, enjoyable activity that creates excitement and laughter, especially during the festive season.

Materials Needed

Basic Ingredients for Gingerbread:

1. Flour
2. Ground ginger
3. Ground cinnamon
4. Baking soda

5. Butter
6. Brown sugar
7. Molasses
8. Egg

Tools and Supplies

1. Mixing bowls
2. Measuring cups and spoons
3. Rolling pin
4. Cookie cutters (for shaping the gingerbread man)
5. Baking sheet
6. Parchment paper
7. Cooling rack
8. Icing (for decorating)
9. Sprinkles or candy (for extra decoration)

Gingerbread Man Project Ideas

Here are some of the best gingerbread man project ideas:

Entrepreneur Mindset Projects

- Start a lemonade stand.
- Create a budget for an event.
- Survey classmates about snacks.
- Design a flyer for a business.
- Create a logo for a company.
- Practice pitching a product.
- Role-play customer service.
- Lead a group project.
- Set and track a personal goal.
- Write a letter introducing yourself to a business.

Science Experiments

- Grow a plant and track its growth.
- Build a simple water filter.
- Make a density tower with liquids.
- Experiment with magnets.
- Mix baking soda and vinegar.
- Build a simple circuit.
- Create a vacuum with a plastic bottle.
- Explore sound with materials.
- Create a solar-powered vehicle.
- Build a small ecosystem in a bottle.

See also [99+ Creative Balloon Project Ideas](#)

Math Projects

- Measure and create shapes from paper.
- Create a bar graph of favorite colors.
- Calculate the probability of dice rolls.
- Solve simple algebraic equations.
- Measure objects around the house.
- Extend number patterns.
- Use pizza to teach fractions.
- Collect weather data for a month.
- Create a budget for a trip.
- Track time spent on activities.

Art Projects

- Draw a portrait using simple shapes.
- Make a sculpture from clay.
- Create a collage with magazines.

- Paint a landscape with watercolors.
- Take pictures of interesting objects.
- Design a T-shirt.
- Create prints with stamps and ink.
- Make a paper mosaic.
- Fold paper into animals with origami.
- Weave with yarn.

History Projects

- Create a historical timeline.
- Make a poster of a famous person.
- Build a model of a famous invention.
- Reenact a historical event.
- Discover and present an ancient artifact.
- Explore cultural traditions.
- Draw a map of a historical region.
- Write a journal entry from another era.
- Design a monument to a historical figure.
- Create a model of an ancient building.

Technology Projects

- Build a simple website.
- Create a basic game using Scratch.
- Design an app idea on paper.
- Build a simple robot with a kit.
- Create a 3D model using software.
- Research the effects of social media.
- Learn basic photography skills.
- Edit a video with simple software.
- Write a program to solve a problem.
- Research cybersecurity tips.

Health and Wellness Projects

- Create a daily exercise plan.
- Track your meals for a week.
- Keep a sleep diary.
- Practice breathing exercises.
- Drink a set amount of water daily.
- Set healthy habit goals.
- Track progress on a fitness challenge.
- Practice mindfulness exercises.
- Create and share a healthy recipe.
- Research ways to improve mental health.

Environmental Projects

- Start a recycling program.
- Build a compost bin.
- Measure your water usage for a day.
- Track energy saved by turning off lights.
- Build a birdhouse for your backyard.
- Organize a neighborhood cleanup.
- Plant a garden with local plants.
- Research the effects of climate change.
- Make a list of eco-friendly products.
- Track how much plastic you use.

Language Arts Projects

- Write a poem about nature.
- Write a short story.
- Create a book report.
- Organize a mini-debate.
- Learn 10 new words and use them.
- Give a short speech to the class.

- Write a play and perform it.
- Keep a reading journal.
- Create a character for a story.
- Write a persuasive essay.

Music Projects

- Learn a simple song on an instrument.
- Compose a short melody.
- Research a composer and present their life.
- Explore how sound travels.
- Listen to a new genre of music.
- Practice and perform a song.
- Create a music video.
- Practice different rhythms.
- Choose a song that expresses an emotion.
- Build a simple instrument from materials.

Geography Projects

- Draw a map of your town.
- Create a model of landforms.
- Design a flag for a new country.
- Research the climate of a region.
- Learn about time zones and make a clock.
- Create a poster showing continents.
- Compare two cities.
- Learn about major rivers and mountains.
- Make a transportation system map.
- Research a country's culture.

Community Service Projects

- Organize a food or clothing drive.

- Volunteer at an animal shelter.
- Write thank-you cards to healthcare workers.
- Help clean up a park.
- Start a community garden.
- Research local history and share it.
- Help elderly neighbors with chores.
- Volunteer at the local library.
- Tutor classmates who need help.
- Raise awareness for a local cause.

Entrepreneurship Projects

- Create a simple business plan.
- Design a business flyer.
- Calculate prices for a product.
- Survey people about what they would buy.
- Practice selling an idea.
- Track your business profits.
- Design a logo for your business.
- Make an advertisement.
- Create a business budget.
- Develop a brand for your business.

See also [222+ Unique Turkey Feather Project Ideas!](#)

Leadership Projects

- Lead a group activity.
- Organize a brainstorming session.
- Mentor a friend.
- Plan and organize a school event.
- Make a decision and explain it.
- Deliver a public speech.

- Plan a group activity.
- Set and track team goals.
- Lead a team challenge.
- Resolve a disagreement among friends.

Public Speaking Projects

- Write and give a short speech.
- Create and present a slideshow.
- Organize a mini-debate.
- Practice storytelling in front of others.
- Perform improv with friends.
- Record a podcast episode.
- Create a video blog.
- Interview a family member and present it.
- Write and deliver a persuasive speech.
- Use props to tell a story.

Civic Engagement Projects

- Research a local issue and create awareness.
- Create a presentation on voting.
- Learn about local government and report on it.
- Start a petition for a cause.
- Help start a neighborhood watch group.
- Volunteer for a community service project.
- Advocate for recycling or clean energy.
- Raise money for charity.
- Create a flyer for a local cause.
- Attend a local government meeting.

Writing Projects

- Write a short story.

- Write a poem about a season.
- Create a simple newspaper.
- Write letters to friends or family.
- Write a book review.
- Keep a daily journal.
- Write a story based on a picture.
- Write a fictional news report.
- Write an essay on your favorite hobby.
- Describe a character in detail.

Philanthropy Projects

- Donate toys to a children's hospital.
- Raise money for an animal shelter.
- Organize a charity event.
- Volunteer at a food bank.
- Create a flyer for a charity.
- Prepare care packages for the less fortunate.
- Start an online fundraising campaign.
- Volunteer at a local shelter.
- Donate clothes to a local organization.
- Support a cause through social media.

Social Media Projects

- Create a blog on a topic you love.
- Start an Instagram for your hobby.
- Share positive messages on social media.
- Promote a cause using social media.
- Research [social media safety tips](#).
- Create a video tutorial.
- Run a small advertising campaign online.
- Organize an online event.
- Collaborate on a group social media project.

- Write an article for an online magazine.

Sports Projects

- Organize a friendly soccer match.
- Learn the rules of a new sport.
- Track your fitness progress.
- Create a sports team logo.
- Research a famous athlete's career.
- Learn new workout routines.
- Make a fitness goal and achieve it.
- Teach a friend a new sport.
- Organize a mini sports tournament.
- Record your performance and improve.

What can you disguise a gingerbread man as?

You can disguise a gingerbread man as many fun things! Here are a few ideas:

Character	Decoration Ideas
Superhero	Decorate with a cape and mask.
Pirate	Add an eye patch and a pirate hat.
Santa Claus	Use red icing for a suit and white icing for a beard.
Princess	Create a crown and a fancy dress.
Elf	Add pointy ears and a festive outfit.
Animal	Turn it into a bear, cat, or dog with icing and candy details.

Character	Decoration Ideas
Snowman	Use white icing and decorate with a scarf and buttons.
Chef	Give it a little chef hat and apron.

The possibilities are endless with some icing and creativity!

What can you decorate a gingerbread man with?

You can decorate a gingerbread man with many fun things! Here are some ideas:

Decoration Item	Use Ideas
Icing	For the face, buttons, and clothes.
Candy	Use M&Ms, gumdrops, or sprinkles for extra details.
Chocolate Chips	For eyes, buttons, or even a mouth.
Mini Marshmallows	For a scarf or hat.
Sugar Sprinkles	To add some sparkle.
Candy Canes	For arms, legs, or decoration.
Licorice	For a belt, buttons, or other details.
Colored Sugar	To add a shiny touch to the outfit.

These ingredients make your cookie designs pop with color and fun details!

Gingerbread Man Project Ideas for Toddlers

Here are some of the best gingerbread man project ideas for toddlers:

See also [75+ Creative Decorating Turkey Project Ideas](#)

Gingerbread Man Coloring

Materials: Coloring sheets, crayons, or markers.

Instructions:

- Print coloring sheets.
- Give crayons or markers.
- Let toddlers color.

Decorate Gingerbread Cookies

Materials: Gingerbread cookies, icing, sprinkles, candies.

Instructions:

- Give cookies.
- Let toddlers spread icing.
- Add sprinkles or candies.

Paper Gingerbread Man Craft

Materials: Brown paper, scissors, glue, stickers, markers.

Instructions:

- Cut out gingerbread shapes.
- Let toddlers decorate.
- Glue pieces together.

Gingerbread Man Sensory Bin

Materials: Cinnamon sticks, cookie cutouts, fake snow, beads.

Instructions:

- Fill a bin with materials.
- Let toddlers play.
- Encourage them to feel and explore.

Gingerbread Man Stamps

Materials: Stamps, paint, paper.

Instructions:

- Dip stamps in paint.
- Let toddlers stamp on paper.
- Encourage patterns.

Gingerbread Man Playdough

Materials: Playdough, cookie cutter, beads, buttons.

Instructions:

- Give playdough and a cookie cutter.
- Let toddlers shape gingerbread men.
- Add beads or buttons.

Gingerbread Man Story Time

Materials: *The Gingerbread Man* storybook.

Instructions:

- Read the story.
- Act out the movements.

- Use a stuffed gingerbread man toy.

Gingerbread Man Puppet Craft

Materials: Paper bags, googly eyes, markers, glue.

Instructions:

- Decorate paper bags.
- Add eyes and buttons.
- Turn the bag into a puppet.

Gingerbread Man Sensory Painting

Materials: Brown paper, glue, cinnamon, ginger powder.

Instructions:

- Paint shapes with glue.
- Sprinkle cinnamon or ginger powder.
- Let toddlers touch.

Gingerbread Man Footprint Craft

Materials: Brown paint, paper, markers.

Instructions:

- Paint toddlers' feet.
- Press feet on paper.
- Add buttons and a face with markers.

Gingerbread Man Project Ideas for Preschoolers

Here are some of the best gingerbread man project ideas for preschoolers:

Gingerbread Man Coloring

Materials: Gingerbread man coloring sheets, crayons.

Instructions:

- Print coloring sheets.
- Give crayons.
- Let preschoolers color.

Decorate Gingerbread Cookies

Materials: Gingerbread cookies, icing, sprinkles, candies.

Instructions:

- Give cookies.
- Let preschoolers decorate with icing.
- Add sprinkles or candies.

Paper Gingerbread Man Craft

Materials: Brown paper, scissors, glue, markers.

Instructions:

- Cut gingerbread shapes.
- Let preschoolers decorate.
- Glue pieces together.

Gingerbread Man Footprint Craft

Materials: Brown paint, paper, markers.

Instructions:

- Paint preschoolers' feet.
- Press feet on paper.

- Add details with markers.

Gingerbread Man Sensory Play

Materials: Cinnamon, ginger powder, gingerbread cutouts, fake snow.

Instructions:

- Fill a bin with materials.
- Let preschoolers play.
- Encourage touching and feeling.

Gingerbread Man Stamps

Materials: Gingerbread man stamps, paint, paper.

Instructions:

- Dip stamps in paint.
- Let preschoolers stamp on paper.
- Create patterns.

Gingerbread Man Puppet

Materials: Paper bags, googly eyes, markers, glue.

Instructions:

- Decorate paper bags.
- Add eyes and buttons.
- Use as puppets.

Shape Matching with Gingerbread Man

Materials: Cut-out shapes, gingerbread man templates.

Instructions:

- Show shapes.
- Let preschoolers match to the gingerbread man.
- Glue shapes.

Gingerbread Man Sensory Painting

Materials: Brown paper, glue, cinnamon, ginger powder.

Instructions:

- Paint shapes with glue.
- Sprinkle cinnamon and ginger powder.
- Let preschoolers touch.

Gingerbread Man Sorting

Materials: Gingerbread cutouts, buttons, beads, stickers.

Instructions:

- Provide cutouts.
- Let preschoolers sort by color or size.
- Decorate with buttons or beads.

Disguise A Gingerbread Man Template

Here's a simple way to disguise a gingerbread man template:

Superhero Gingerbread Man

Materials: Gingerbread man template, cape, mask, markers, stickers.

Instructions:

- Print the gingerbread man template.
- Add a superhero cape and mask with markers or paper.
- Decorate with stickers and colors.

Pirate Gingerbread Man

Materials: Gingerbread man template, paper hat, eye patch, markers.

Instructions:

- Print the gingerbread man template.
- Draw or cut out a pirate hat and eye patch.
- Color and decorate the pirate gingerbread man.

Princess Gingerbread Man

Materials: Gingerbread man template, crown, dress, markers.

Instructions:

- Print the gingerbread man template.
- Draw or cut out a crown and dress.
- Color and decorate to make a princess.

Animal Gingerbread Man

Materials: Gingerbread man template, animal ears, tail, markers.

Instructions:

- Print the gingerbread man template.
- Draw or cut out animal ears and a tail.
- Color and decorate as an animal (cat, dog, etc.).

Space Explorer Gingerbread Man

Materials: Gingerbread man template, helmet, space suit, stars, markers.

Instructions:

- Print the gingerbread man template.
- Draw a space helmet and suit.

- Add stars and color to make a space explorer.

Each disguise can be as simple or detailed as desired, and you can encourage creativity with different materials like glitter, stickers, or fabric for added fun!

Disguise A Gingerbread Man Project Letter

Dear Parents,

We are excited for a fun project: **Disguise a Gingerbread Man!**

Project Details:

1. **Materials:** Your child will get a gingerbread man template.
2. **Ideas:** They can turn it into a superhero, pirate, princess, or animal.
3. **Deadline:** Please return the finished project by [insert date].

We can't wait to see what your child creates!

Thank you,

[Your Name]

[School Name]


Conclusion

In conclusion, the Gingerbread Man project is a fun way for preschoolers to be creative and learn new skills. Activities like decorating cookies, making gingerbread crafts, or creating disguises help kids practice coloring, cutting, and solving problems.

These projects also let children use their imagination and express themselves. They can work together with friends, sharing ideas and learning teamwork. It's a wonderful way to celebrate the holidays while having fun and developing important skills. We hope these ideas bring lots of joy and excitement to your child!


[← Previous Post](#)

Related Posts



**129+ Innovative MSC
Mathematics Project Ideas for
Students**

[Leave a Comment / General / By Adam Tesla](#)



**50 Most Innovative SUPW
Project Ideas to Test Your Skills**

[Leave a Comment / General / By Adam Tesla](#)

Leave a Comment

Your email address will not be published. Required fields are marked *

Type here..

Save my name, email, and website in this browser for the next time I comment.

[Post Comment »](#)

Recent Posts

[235+ Best Gingerbread Man Project Ideas](#)

[Unwrap 225+ Interesting Christmas Project Ideas for School](#)

[100+ Simple & Engaging Snowman Project Ideas For Students](#)

[211+ Simple Fraction Project Ideas to Boost Math Skills](#)

[214+ Best HTML Project Ideas](#)

Categories

Computer Science

General

Humanities


Mini



Subscribe to Our Newsletter

Subscribe us for latest project ideas on all subjects into your email.

Subscribe



Top Pages

- [Privacy Policy](#)
- [Disclaimer](#)
- [Terms And Conditions](#)

Top Categories

- [Computer Science](#)
- [General](#)
- [Humanities](#)
- [Mini](#)

Follow us on

