



125+ Gingerbread Man Disguise Project Ideas

[Leave a Comment](#) / [General](#)



Here are some fun and easy gingerbread man disguise project ideas! Turn him into a superhero, animal, or anything you want.

The Gingerbread Man Disguise Project is a simple craft where you give him a cool disguise. You can make him look like your favorite character or animal!

This project is perfect for using your creativity. It's great for school, home, or holiday fun. All you need are simple supplies like paper, markers, and glue. Let's see some easy ideas to start!

Table of Contents



1. What is a Gingerbread Man Disguise Project?
2. Importance and Benefits of Disguise Projects
3. Gingerbread Man Disguise Project Ideas
4. Materials Needed for Gingerbread Man Disguise Projects
5. Step-by-Step Guide to Creating a Gingerbread Man Disguise
6. Tips for Making the Best Gingerbread Man Disguise
7. Examples of Successful Gingerbread Man Disguises
8. Classroom and Family Activities
9. Conclusion

What is a Gingerbread Man Disguise Project?

A Gingerbread Man Disguise Project is a fun craft where you decorate a gingerbread man. You can make him look like anything, like a superhero or animal! It's a great way to be creative, and you only need simple things like paper, markers, and glue. Perfect for school, home, or holidays!

Importance and Benefits of Disguise Projects

Disguise projects are great because they help kids:

1. **Be Creative** – Kids think of fun ideas for disguises.
2. **Solve Problems** – They figure out how to make their designs work.
3. **Improve Skills** – Activities like drawing and cutting help with hand-eye coordination.
4. **Feel Proud** – Finishing a project makes kids feel good about themselves.
5. **Express Themselves** – Kids can show their own style and ideas.
6. **Have Fun** – It's a fun way to learn and be creative!

Gingerbread Man Disguise Project Ideas

Here are some of the best gingerbread man disguise project ideas:

Superheroes

Gingerbread Man as Spider-Man

Materials: Red construction paper, blue paper, black marker, scissors, glue

Steps:

- Cut out the gingerbread shape and color the body with red.
- Add blue for the pants and webbing using a black marker.
- Glue a spider symbol on the chest.

Gingerbread Man as Wonder Woman

Materials: Yellow paper, blue paper, red paper, markers

Steps:

- Use red for the shirt and blue for the skirt.
- Add a yellow belt and crown with markers.
- Draw stars on the skirt.

Gingerbread Man as Batman

Materials: Black paper, yellow paper, gray marker

Steps:

- Color the body gray.
- Add a black bat symbol on the chest.
- Make a yellow belt.

Gingerbread Man as Superman

Materials: Red paper, blue paper, yellow paper, scissors

Steps:

- Use red for the pants and blue for the shirt.
- Cut out a yellow “S” and glue it on the chest.

Gingerbread Man as The Flash

Materials: Yellow paper, red markers, scissors

Steps:

- Color the body yellow.
- Draw lightning bolts on the arms and legs with red markers.

Gingerbread Man as Captain America

Materials: Red, white, blue paper, scissors

Steps:

- Make a blue body with red pants.
- Add a white star to the chest with a white circle.

Gingerbread Man as Iron Man

Materials: Red paper, gold paper, scissors

Steps:

- Color the body red and add gold details for the armor.
- Use a small circle for the chest reactor.

Gingerbread Man as Hulk

Materials: Green paper, purple paper, scissors

Steps:

- Color the body green.
- Add purple shorts for the pants.

Gingerbread Man as Black Panther

Materials: Black paper, silver paper, scissors

Steps:

- Color the body black.
- Add silver details for the necklace and chest.

Gingerbread Man as Thor

Materials: Red paper, silver paper, blue paper, markers

Steps:

- Color the body in blue and add a red cape.
- Draw silver armor and hammer.

Animals

Gingerbread Man as a Tiger

Materials: Orange paper, black paper, markers

Steps:

- Color the body orange and add black stripes.
- Draw whiskers and a nose with markers.

Gingerbread Man as a Lion

Materials: Yellow paper, brown paper, scissors

Steps:

- Make a yellow body.
- Add a brown mane around the head.

Gingerbread Man as a Penguin

Materials: Black paper, white paper, orange paper, glue

Steps:

- Use black for the body and white for the belly.
- Add orange feet and beak.

Gingerbread Man as a Bunny

Materials: White paper, pink paper, scissors

Steps:

- Color the body white and add pink for the ears and nose.
- Cut out round white circles for the tail.

Gingerbread Man as a Cat

Materials: Gray paper, pink paper, markers

Steps:

- Use gray for the body.
- Add pink for the ears and nose.

Gingerbread Man as a Dog

Materials: Brown paper, black paper, scissors

Steps:

- Make the body brown.
- Add black ears, eyes, and nose.

Gingerbread Man as a Giraffe

Materials: Yellow paper, brown paper, scissors

Steps:

- Color the body yellow with brown spots.
- Add a small brown horn on the head.

Gingerbread Man as an Elephant

Materials: Gray paper, pink paper, scissors

Steps:

- Color the body gray.
- Add a pink ear and a long trunk.

Gingerbread Man as an Owl

Materials: Brown paper, white paper, yellow paper

Steps:

- Make the body brown with white feathers.
- Add yellow eyes and a beak.

Gingerbread Man as a Zebra

Materials: White paper, black paper, scissors

Steps:

- Color the body white with black stripes.
- Add black ears and eyes.

Storybook Characters

Gingerbread Man as Harry Potter

Materials: Brown paper, black paper, scissors

Steps:

- Color the body brown and add a red scarf.
- Make glasses and a lightning bolt scar.

Gingerbread Man as Little Red Riding Hood

Materials: Red paper, white paper, scissors

Steps:

- Color the body with a red cape.
- Add a white dress underneath.

Gingerbread Man as Alice (from Wonderland)

Materials: Blue paper, white paper, markers

Steps:

- Use blue for the dress and white for the apron.
- Draw a bow for the headband.

Gingerbread Man as Jack (from Jack and the Beanstalk)

Materials: Green paper, yellow paper, scissors

Steps:

- Use green for the pants and yellow for the shirt.
- Add a small beanstalk detail.

Gingerbread Man as Goldilocks

Materials: Yellow paper, blue paper, scissors

Steps:

- Make a yellow body with a blue dress.
- Add curly hair.

Gingerbread Man as Peter Pan

Materials: Green paper, brown paper, scissors

Steps:

- Color the body green for Peter's outfit.
- Add a brown belt and hat.

See also [110+ Fun and Impactful Passion Project Ideas High School](#)

Gingerbread Man as The Big Bad Wolf

Materials: Gray paper, white paper, scissors

Steps:

- Use gray for the body and white for the belly.
- Add wolf ears and a big nose.

Gingerbread Man as Cinderella

Materials: Blue paper, white paper, scissors

Steps:

- Use blue for the dress and white for the shoes.
- Add a tiara.

Gingerbread Man as Pinocchio

Materials: Yellow paper, red paper, scissors

Steps:

- Color the body yellow with a red shirt.
- Draw a long nose.

Gingerbread Man as the Gingerbread Man

Materials: Brown paper, white paper, scissors

Steps:

- Make a gingerbread body.
- Add white icing designs and buttons.

Popular Characters

Gingerbread Man as a Robot

Materials: Silver paper, black paper, markers

Steps:

- Color the body silver.
- Add black buttons and a square face.

Gingerbread Man as a Wizard

Materials: Blue paper, purple paper, scissors

Steps:

- Color the body blue with a purple hat.
- Add stars and a wand.

Gingerbread Man as a Ninja

Materials: Black paper, red paper, scissors

Steps:

- Color the body black.
- Add a red bandana and a sword.

Gingerbread Man as a Fairy

Materials: Pink paper, green paper, scissors

Steps:

- Use pink for the dress and green for the wings.
- Add glitter and a wand.

Gingerbread Man as a Vampire

Materials: Black paper, red paper, scissors

Steps:

- Color the body black for the cape.
- Add red fangs and eyes.

Gingerbread Man as a Ghost

Materials: White paper, scissors

Steps:

- Color the body white.
- Cut out a flowing sheet-like design.

Gingerbread Man as Frankenstein's Monster

Materials: Green paper, gray paper, scissors

Steps:

- Use green for the body and gray for the bolts.

- Draw stitches on the face.

Gingerbread Man as a Super Villain

Materials: Purple paper, black paper, scissors

Steps:

- Color the body purple and black.
- Add a villain mask and cape.

Gingerbread Man as a Pirate Captain

Materials: Brown paper, white paper, red paper

Steps:

- Use brown for the pants and shirt.
- Add a red bandana, eye patch, and sword.

Gingerbread Man as a Zombie

Materials: Gray paper, green paper, scissors

Steps:

- Color the body gray.
- Add green skin patches and a creepy face.

Sports

Gingerbread Man as a Soccer Player

Materials: Green paper, black paper, scissors

Steps:

- Color the body green for the shirt.
- Add black shorts and a soccer ball.

Gingerbread Man as a Baseball Player

Materials: White paper, blue paper, scissors

Steps:

- Make the body white for the uniform.
- Add a blue cap and bat.

Gingerbread Man as a Basketball Player

Materials: Orange paper, black paper, scissors

Steps:

- Color the body orange for the jersey.
- Add black shorts and a basketball.

Gingerbread Man as a Hockey Player

Materials: White paper, black paper, scissors

Steps:

- Use white for the jersey and add black skates.
- Draw a hockey stick.

Gingerbread Man as a Tennis Player

Materials: Yellow paper, white paper, scissors

Steps:

- Color the body yellow for the shirt.
- Add a tennis racket and ball.

Gingerbread Man as a Swimmer

Materials: Blue paper, green paper, scissors

Steps:

- Use blue for the swimsuit.
- Add goggles and a swim cap.

Gingerbread Man as a Football Player

Materials: Brown paper, yellow paper, scissors

Steps:

- Color the body brown for the uniform.
- Add a yellow helmet and football.

Gingerbread Man as a Gymnast

Materials: Pink paper, purple paper, scissors

Steps:

- Color the body pink for the outfit.
- Add a ribbon or gymnastic pole.

Gingerbread Man as a Cyclist

Materials: Yellow paper, green paper, scissors

Steps:

- Use yellow for the jersey.
- Add a green helmet and bike.

Gingerbread Man as a Skier

Materials: Blue paper, white paper, scissors

Steps:

- Use blue for the jacket and pants.
- Add ski poles and skis.

Nature-Inspired

Gingerbread Man as a Tree

Materials: Brown paper, green paper, scissors

Steps:

- Color the body brown for the trunk.
- Add green leaves or branches.

Gingerbread Man as a Flower

Materials: Yellow paper, green paper, scissors

Steps:

- Color the body green for the stem.
- Add yellow petals and a small center.

Gingerbread Man as the Sun

Materials: Yellow paper, orange paper, scissors

Steps:

- Color the body yellow for the sun.
- Add orange rays around the head.

Gingerbread Man as a Cloud

Materials: White paper, scissors

Steps:

- Color the body white for the cloud.
- Add small gray raindrops.

Gingerbread Man as a Rainbow

Materials: Rainbow-colored paper, scissors

Steps:

- Cut out rainbow strips of paper.
- Arrange them around the body.

Gingerbread Man as a Leaf

Materials: Green paper, brown paper, scissors

Steps:

- Use green for the leaf body.
- Add brown veins.

Gingerbread Man as a Mountain

Materials: Brown paper, white paper, scissors

Steps:

- Use brown for the mountain.
- Add white snow on top.

Gingerbread Man as a Rainstorm

Materials: Blue paper, white paper, scissors

Steps:

- Use blue for the body.
- Add white raindrops.

Gingerbread Man as a Rock

Materials: Gray paper, black paper, scissors

Steps:

- Color the body gray for the rock.
- Add black details for texture.

Gingerbread Man as a Snowman

Materials: White paper, orange paper, scissors

Steps:

- Color the body white for the snow.
- Add a carrot nose and buttons.

Food-Inspired

Gingerbread Man as a Pizza Slice

Materials: Red paper, yellow paper, scissors

Steps:

- Make a triangle shape for the pizza slice.
- Add red sauce and yellow cheese.

Gingerbread Man as a Hot Dog

Materials: Brown paper, yellow paper, scissors

Steps:

- Color the body brown for the bun.
- Add a yellow line for mustard.

Gingerbread Man as a Donut

Materials: Pink paper, brown paper, scissors

Steps:

- Color the body pink for the icing.
- Add sprinkles with small colored dots.

Gingerbread Man as a Hamburger

Materials: Yellow paper, brown paper, green paper

Steps:

- Use yellow for the bun.
- Add brown for the meat and green for lettuce.

Gingerbread Man as an Ice Cream Cone

Materials: Brown paper, pink paper, scissors

Steps:

- Make the cone with brown paper.
- Add a pink ice cream scoop on top.

Gingerbread Man as a Banana

Materials: Yellow paper, brown paper, scissors

Steps:

- Color the body yellow for the banana.
- Add brown ends.

Gingerbread Man as a Cupcake

Materials: Pink paper, brown paper, scissors

Steps:

- Make the cupcake wrapper with brown paper.
- Add pink frosting on top.

Gingerbread Man as a Taco

Materials: Yellow paper, green paper, scissors

See also [175+ Fun Pumpkin Carving Ideas](#)

Steps:

- Color the body yellow for the taco shell.
- Add green lettuce and red toppings.

Gingerbread Man as a Popcorn Box

Materials: Red paper, white paper, scissors

Steps:

- Color the body red for the box.

- Add white stripes for popcorn.

Gingerbread Man as a Strawberry

Materials: Red paper, green paper, scissors

Steps:

- Color the body red for the strawberry.
- Add green leaves at the top.

Seasonal

Gingerbread Man as Santa Claus

Materials: Red paper, white paper, scissors

Steps:

- Color the body red for the suit.
- Add white for the beard and hat.

Gingerbread Man as a Snowman

Materials: White paper, orange paper, scissors

Steps:

- Make the body white.
- Add a carrot nose and black eyes.

Gingerbread Man as a Pumpkin

Materials: Orange paper, green paper, scissors

Steps:

- Use orange for the pumpkin body.
- Add a green stem on top.

Gingerbread Man as a Witch

Materials: Black paper, green paper, scissors

Steps:

- Color the body black for the dress.
- Add a green face and pointy hat.

Gingerbread Man as a Christmas Tree

Materials: Green paper, yellow paper, scissors

Steps:

- Color the body green for the tree.
- Add yellow for the star on top.

Gingerbread Man as a Reindeer

Materials: Brown paper, red paper, scissors

Steps:

- Use brown for the reindeer body.
- Add a red nose and antlers.

Gingerbread Man as a Turkey

Materials: Brown paper, orange paper, scissors

Steps:

- Color the body brown for the feathers.
- Add an orange beak and feet.

Gingerbread Man as a Leprechaun

Materials: Green paper, yellow paper, scissors

Steps:

- Use green for the suit and yellow for the buckle.
- Add a shamrock.

Gingerbread Man as a Valentine's Cupid

Materials: Pink paper, red paper, scissors

Steps:

- Use pink for the outfit.
- Add a heart and bow and arrow.

Gingerbread Man as a New Year's Eve Partygoer

Materials: Silver paper, gold paper, scissors

Steps:

- Color the body silver for the outfit.
- Add gold for party decorations and hats.

Famous Characters

Gingerbread Man as Superman

Materials: Blue paper, red paper, scissors

Steps:

- Use blue for the shirt and red for the cape.
- Add a yellow "S" symbol.

Gingerbread Man as Spiderman

Materials: Red paper, blue paper, scissors

Steps:

- Color the body red for the suit.
- Add a spiderweb design and a spider logo.

Gingerbread Man as Harry Potter

Materials: Brown paper, black paper, scissors

Steps:

- Color the body brown for the robe.
- Add a lightning bolt and glasses.

Gingerbread Man as Wonder Woman

Materials: Red paper, yellow paper, scissors

Steps:

- Use red for the shirt and yellow for the tiara.
- Add a star on the chest.

Gingerbread Man as a Pirate

Materials: Black paper, red paper, scissors

Steps:

- Color the body black for the pirate outfit.
- Add a red bandana and an eye patch.

Gingerbread Man as Cinderella

Materials: Blue paper, white paper, scissors

Steps:

- Use blue for the dress and white for the slippers.
- Add a crown and magical sparkles.

Gingerbread Man as Elsa from Frozen

Materials: Light blue paper, silver paper, scissors

Steps:

- Color the body light blue for the dress.
- Add a silver crown and snowflakes.

Gingerbread Man as Darth Vader

Materials: Black paper, silver paper, scissors

Steps:

- Use black for the suit.
- Add a silver mask and lightsaber.

Gingerbread Man as Batman

Materials: Black paper, yellow paper, scissors

Steps:

- Color the body black for the suit.
- Add a yellow bat symbol on the chest.

Gingerbread Man as Alice in Wonderland

Materials: Blue paper, white paper, scissors

Steps:

- Use blue for the dress and white for the apron.
- Add a headband and a small rabbit.

Occupation/Profession

Gingerbread Man as a Firefighter

Materials: Red paper, yellow paper, scissors

Steps:

- Use red for the uniform.
- Add yellow for the badge and helmet.

Gingerbread Man as a Doctor

Materials: White paper, green paper, scissors

Steps:

- Color the body white for the lab coat.
- Add a stethoscope and doctor's badge.

Gingerbread Man as a Teacher

Materials: Blue paper, yellow paper, scissors

Steps:

- Use blue for the outfit.
- Add a yellow apple and glasses.

Gingerbread Man as a Chef

Materials: White paper, red paper, scissors

Steps:

- Color the body white for the chef coat.
- Add a red scarf and a chef hat.

Gingerbread Man as a Police Officer

Materials: Blue paper, black paper, scissors

Steps:

- Use blue for the uniform.
- Add a badge and a hat.

Gingerbread Man as an Astronaut

Materials: White paper, silver paper, scissors

Steps:

- Color the body white for the spacesuit.
- Add a silver helmet and NASA badge.

Gingerbread Man as a Soldier

Materials: Green paper, brown paper, scissors

Steps:

- Use green for the uniform.
- Add brown boots and a camouflage pattern.

Gingerbread Man as an Artist

Materials: Multicolor paper, scissors

Steps:

- Color the body with bright colors.
- Add a paintbrush and palette.

Gingerbread Man as a Scientist

Materials: White paper, green paper, scissors

Steps:

- Color the body white for the lab coat.
- Add glasses and a clipboard.

Gingerbread Man as a Mail Carrier

Materials: Blue paper, brown paper, scissors

Steps:

- Use blue for the uniform.
- Add a brown satchel and mail.

Fantasy and Mythology

Gingerbread Man as a Unicorn

Materials: White paper, pink paper, scissors

Steps:

- Use white for the body.
- Add a pink horn and mane.

Gingerbread Man as a Dragon

Materials: Red paper, green paper, scissors

Steps:

- Color the body red for the dragon.
- Add wings and fire.

Gingerbread Man as a Fairy

Materials: Pink paper, blue paper, scissors

Steps:

- Color the body pink for the dress.
- Add fairy wings and a wand.

Gingerbread Man as a Wizard

Materials: Purple paper, yellow paper, scissors

Steps:

- Use purple for the robe.
- Add a yellow wand and a pointy hat.

Gingerbread Man as a Mermaid

Materials: Green paper, blue paper, scissors

Steps:

- Use green for the tail and blue for the top.
- Add seashells and a starfish.

Gingerbread Man as a Vampire

Materials: Black paper, red paper, scissors

Steps:

- Color the body black for the cape.

- Add red eyes and fangs.

Gingerbread Man as a Witch

Materials: Green paper, black paper, scissors

Steps:

- Use green for the skin.
- Add a black hat and broomstick.

Gingerbread Man as a Werewolf

Materials: Brown paper, gray paper, scissors

Steps:

- Use brown for the fur.
- Add gray ears and claws.

Gingerbread Man as a Giant

Materials: Green paper, brown paper, scissors

Steps:

- Color the body green for the outfit.
- Add big feet and a large club.

See also [201+ Creative Hide A Turkey Project Ideas For Students](#)

Gingerbread Man as a Troll

Materials: Gray paper, brown paper, scissors

Steps:

- Use gray for the body.
- Add a big nose and wild hair.

Historical Figures

Gingerbread Man as Abraham Lincoln

Materials: Black paper, white paper, scissors

Steps:

- Use black for the suit.
- Add a white beard and top hat.

Gingerbread Man as Cleopatra

Materials: Gold paper, blue paper, scissors

Steps:

- Use gold for the Egyptian dress.
- Add blue headpiece and necklace.

Gingerbread Man as George Washington

Materials: Blue paper, white paper, scissors

Steps:

- Color the body blue for the coat.
- Add a white wig and powdered hair.

Gingerbread Man as Joan of Arc

Materials: Silver paper, red paper, scissors

Steps:

- Color the body silver for the armor.
- Add a red cape and sword.

Gingerbread Man as a Viking

Materials: Brown paper, yellow paper, scissors

Steps:

- Use brown for the outfit.

- Add a yellow helmet and axe.

Gingerbread Man as a Pharaoh

Materials: Gold paper, black paper, scissors\

Steps:

- Color the body gold for the Egyptian attire.
- Add a black crown and hieroglyphs.

Gingerbread Man as a Samurai

Materials: Red paper, blue paper, scissors

Steps:

- Use red for the armor.
- Add a blue helmet and katana.

Gingerbread Man as a Pirate King

Materials: Brown paper, black paper, scissors

Steps:

- Color the body brown for the pirate outfit.
- Add a black hat and sword.

Gingerbread Man as a Cowboy

Materials: Denim paper, brown paper, scissors

Steps:

- Use denim for the jeans.
- Add a brown hat and boots.

Gingerbread Man as a Knight

Materials: Silver paper, blue paper, scissors

Steps:

- Use silver for the armor.
- Add a blue shield and sword.

Superheroes

Gingerbread Man as Iron Man

Materials: Red paper, gold paper, scissors

Steps:

- Use red for the body.
- Add gold details on the chest and hands.

Gingerbread Man as Captain America

Materials: Blue paper, red paper, scissors

Steps:

- Color the body blue for the suit.
- Add a red shield with a white star.

Gingerbread Man as Flash

Materials: Yellow paper, red paper, scissors

Steps:

- Color the body yellow for the suit.
- Add red lightning bolts and a mask.

Gingerbread Man as Hulk

Materials: Green paper, purple paper, scissors

Steps:

- Color the body green for the Hulk.
- Add purple shorts and big hands.

Gingerbread Man as Thor

Materials: Red paper, silver paper, scissors

Steps:

- Use red for the cape.
- Add a silver hammer and helmet.

Gingerbread Man as Green Lantern

Materials: Green paper, black paper, scissors

Steps:

- Color the body green for the suit.
- Add a glowing green ring.

Gingerbread Man as Ant-Man

Materials: Red paper, black paper, scissors

Steps:

- Use red for the suit.
- Add black for the mask and suit details.

Gingerbread Man as Deadpool

Materials: Red paper, black paper, scissors

Steps:

- Color the body red for the suit.
- Add black eye patches and swords.

Gingerbread Man as Black Panther

Materials: Black paper, silver paper, scissors

Steps:

- Use black for the suit.

- Add silver details on the chest and claws.

Gingerbread Man as Spider-Man

Materials: Red paper, blue paper, scissors

Steps:

- Color the body red for the suit.
- Add a spiderweb design and mask.

Materials Needed for Gingerbread Man Disguise Projects

Here are the materials needed for gingerbread man disguise projects:

Basic Craft Supplies

1. Paper (for the gingerbread man)
2. Markers, crayons, or colored pencils (for decorating)
3. Glue
4. Scissors
5. Stickers (optional)

Specialty Items for Unique Designs

1. Fabric or felt (for clothing or texture)
2. Googly eyes (for extra fun)
3. Ribbons or string (for details)
4. Pom-poms (for added decoration)
5. Glitter or sequins (for sparkle)

These materials will help you create a fun and creative disguise for your gingerbread man!

Step-by-Step Guide to Creating a Gingerbread Man Disguise

Here is step-by-step guide to creating a gingerbread man disguise:

1. **Plan Your Design** – Choose a theme and sketch a simple idea.
2. **Gather Materials** – Collect paper, markers, fabric, glue, and scissors.
3. **Start Crafting** – Cut out the gingerbread man and add the base disguise.
4. **Add Features** – Glue on googly eyes, draw a face, or add details.
5. **Make Clothes & Accessories** – Cut out paper or fabric for clothes and hats.
6. **Add Final Touches** – Use glitter, stickers, or pom-poms to decorate.
7. **Let it Dry** – Wait for everything to dry completely.
8. **Show Off Your Creation** – Share your fun gingerbread man with others!

Have fun and get creative!

Tips for Making the Best Gingerbread Man Disguise

Here are the tips for making the best gingerbread man disguise:

1. **Pick a Fun Theme** – Choose something like a superhero or animal.
2. **Use Bright Colors** – Color your gingerbread man with bright markers or paper.
3. **Add Small Details** – Use glitter, stickers, or fabric for extra fun.
4. **Mix Materials** – Combine paper, fabric, and felt for different textures.
5. **Make the Face Fun** – Draw a silly face or add googly eyes.
6. **Keep It Simple** – Focus on a few key features.
7. **Let It Dry** – Wait for everything to dry before moving it.
8. **Have Fun** – Be creative and enjoy making it!

Examples of Successful Gingerbread Man Disguises

Here are the examples of successful gingerbread man disguise:

Case Study 1

- **The Superhero Gingerbread Man**
- Dressed in a cape, mask, and symbol, ready to save the day.

Case Study 2

- **The Animal Kingdom Gingerbread Man**
- Turned into a bunny or lion with ears, whiskers, and paws.

Case Study 3

- **The Storybook Gingerbread Man**
- Changed into a knight or princess with a sword or crown.

These examples show how fun and creative your gingerbread man can be!

Classroom and Family Activities

Here are some of the classroom and family activities:


1. **Gingerbread Parade** – Show off your disguises.
2. **Gingerbread Contest** – Make the best disguise.
3. **Story Time** – Read and create a disguise.
4. **Craft Stations** – Make disguises at different tables.
5. **Photo Booth** – Take pictures with your gingerbread man.
6. **DIY Gingerbread Men** – Cut and decorate gingerbread men.
7. **Gingerbread Skits** – Act with your gingerbread men.
8. **Themed Snacks** – Eat gingerbread treats while crafting.

Conclusion

The Gingerbread Man Disguise Project is a fun and easy way to be creative! You can turn your gingerbread man into anything—like a superhero or animal. It's perfect for school, family time, or the holidays.


All you need are simple materials like paper, markers, and glue. You can add stickers, glitter, or fabric to make it extra fun. Grab your supplies, use your imagination, and enjoy making your gingerbread man disguise!

Related Posts



129+ Innovative MSC Mathematics Project Ideas for Students

[Leave a Comment](#) / [General](#) / [By Adam Tesla](#)



50 Most Innovative SUPW Project Ideas to Test Your Skills

[Leave a Comment](#) / [General](#) / [By Adam Tesla](#)

Leave a Comment

Your email address will not be published. Required fields are marked *

Type here..

Name*

Save my name, email, and website in this browser for the next time I comment.

[Post Comment »](#)

Email*

Website

Recent Posts

125+ Gingerbread Man Disguise Project Ideas

135+ Amazing Gingerbread Disguise Project Ideas

275+ Best C++ Project Ideas

124+ Best Clay Project Ideas

225+ Creative and Cool Science Fair Ideas for 8th Graders

Categories

Computer Science

General

Humanities


Mini



Subscribe to Our Newsletter

Subscribe us for latest project ideas on all subjects into your email.

Subscribe



Top Pages

- [Privacy Policy](#)
- [Disclaimer](#)
- [Terms And Conditions](#)

Top Categories

- [Computer Science](#)
- [General](#)
- [Humanities](#)
- [Mini](#)

Follow us on

