



165+ Best Crochet Project Ideas

[Leave a Comment / General](#)



Find simple and fun crochet project ideas for all skill levels. Start with scarves, blankets, and more!

Crochet is when you use yarn and a hook to make things. Start with easy projects like scarves, which are simple and perfect for beginners. As you gain confidence and improve your skills, move on to more complex items like hats, which can be a fun challenge. Once you're comfortable, try making toys or amigurumi for a creative twist.

This guide offers crochet ideas for all skill levels, from easy scarves to intricate creations.

Table of Contents



1. Benefits of Crocheting
2. Crochet Project Ideas
3. Crochet Techniques and Tips
4. Choosing the Right Yarn and Hook
5. Crochet Community and Resources
6. Tips for Success in Crochet Projects
7. What can I make using crochet?
8. Crochet Project Ideas for Beginners
9. Free Crochet Project Ideas
10. Crochet Project Ideas for Adults
11. Crochet Project Ideas for Men
12. Crochet Project Ideas to Sell
13. Crochet Project Ideas Clothes
14. Crochet Project Ideas Easy
15. Conclusion

Benefits of Crocheting

Crocheting has many simple benefits:

1. **Reduces Stress:** It helps you relax.
2. **Boosts Creativity:** You can make your own designs.
3. **Improves Focus:** It helps you concentrate.
4. **Strengthens Hands:** It helps with hand coordination.
5. **Sense of Accomplishment:** Finishing projects feels good.
6. **Social:** You can crochet with others.
7. **Teaches Patience:** Some projects take time.
8. **Good for Mental Health:** It can help calm your mind.

Crochet Project Ideas

Here are some of the best crochet project ideas:

Home Décor

1. Throw blankets to add warmth and style.

2. Cushion covers to refresh your pillows.
3. Crochet rugs for a cozy touch to any room.
4. Wall hangings to brighten up your space.
5. Plant hangers for indoor greenery.
6. Coasters for a practical and decorative touch.
7. Placemats to liven up your dining table.
8. Baskets for organizing with style.
9. Curtains for light, airy window treatments.
10. Table runners to add charm to your table.

Wearables

1. Scarves for warmth and style.
2. Beanies to keep your head warm.
3. Gloves, both fingerless and full, for cozy hands.
4. Sweaters for a comfortable, cozy fit.
5. Socks to keep your feet warm.
6. Dresses for a light, breezy feel.
7. Ponchos for a stylish layer.
8. Slippers to keep your feet comfy indoors.
9. Tank tops for sunny days.
10. Jackets to layer up when it's chilly.

Accessories

1. Tote bags for carrying all your essentials.
2. Clutches to hold your going-out items.
3. Headbands to keep hair in place.
4. Earrings with crochet details for fun style.
5. Necklaces for a personal, handmade touch.
6. Belts to add a crochet twist to outfits.
7. Bracelets for a cute handmade accessory.
8. Purses to keep small items handy.
9. Hair clips for easy and decorative hair accessories.
10. Glasses cases to protect your eyewear.

Kids & Baby Items

1. Baby blankets for comfort and warmth.
2. Booties to keep tiny feet warm.
3. Hats for a cute and cozy touch.
4. Amigurumi toys for little ones to play with.
5. Cardigans for a soft, cozy fit.
6. Bibs for a practical baby gift.
7. Rattles to keep babies entertained.
8. Mobiles to decorate the nursery.
9. Sweater sets to match hats and booties.
10. Changing mats for diaper changes on the go.

Seasonal Projects

1. Christmas ornaments to decorate your tree.
2. Holiday garlands to hang around the house.
3. Easter egg covers for a fun twist on tradition.
4. Crochet pumpkins for Halloween décor.
5. Autumn leaves to bring fall indoors.
6. Snowflakes for a delicate winter decoration.
7. Christmas stockings to hang by the fireplace.
8. Thanksgiving table décor like napkin rings.
9. Valentine's hearts for a festive touch.
10. Party hats for New Year's celebrations.

Gift Ideas

1. Coasters for a practical yet thoughtful gift.
2. Keychains to gift a small but meaningful token.
3. Photo frames to hold precious memories.
4. Baby shower gifts like blankets and booties.
5. Bookmarks for the book lover in your life.
6. Gift bags to present small treats or presents.
7. Mug cozies to add charm to your cup.
8. Hand warmers to keep someone cozy.
9. Travel accessories like passport holders.
10. Coin purses for a cute way to hold change.

See also [201+ Creative Hide A Turkey Project Ideas For Students](#)

Functional Items

1. Dishcloths for everyday kitchen cleaning.
2. Scrubbies for a practical kitchen helper.
3. Phone cases to protect your phone.
4. Laptop sleeves to keep your device safe.
5. Pencil cases to organize your office supplies.
6. Bookmarks for your reading essentials.
7. Towel holders to keep them in place.
8. Coin purses to store loose change.
9. Candle holders to add a cozy vibe.
10. Key holders for easy access to your keys.

Home Organization

1. Storage baskets for organizing your home.
2. Shelf liners for neat organization.
3. Closet organizers for a tidy space.
4. Drawer dividers to separate your items.
5. Hanging storage bags for extra space.
6. Tidy trays to organize small items.
7. Laundry bags to carry your clothes.
8. Shoe bags to store footwear.
9. Jewelry organizers to keep accessories neat.
10. Craft supply baskets to store your materials.

Fashion Accessories

1. Scarves to add a stylish, warm touch.
2. Sun hats for shade and style.
3. Belt bags for carrying essentials hands-free.
4. Hair accessories like crochet headbands.
5. Beanies for cozy winter warmth.
6. Gloves to protect your hands from the cold.
7. Tote bags for versatile carrying.

8. Clutch purses for a night out.
9. Boot cuffs for a fun winter accessory.
10. Crochet socks to keep your feet comfy.

Fashion Apparel

1. Cardigans to layer up in style.
2. Dresses for a light and airy fit.
3. Sweaters for warmth and comfort.
4. Tunic tops for an easy-going style.
5. Crochet shirts for a casual look.
6. Pants to crochet your own comfy fit.
7. Ponchos for a relaxed, boho vibe.
8. Skirts to create a fun, flowy outfit.
9. Jumpsuits for a one-piece, stylish look.
10. Kimonos for a light layering piece.

Baby & Toddler Items

1. Hats for keeping babies' heads warm.
2. Blankets to wrap babies in warmth.
3. Booties for tiny toes.
4. Toys for playful crochet creations.
5. Cardigans to keep little ones cozy.
6. Bibs for easy feeding cleanup.
7. Rattles for baby entertainment.
8. Sweater sets for matching gifts.
9. Changing mats for diaper changes.
10. Baby booties for newborn essentials.

Wedding Projects

1. Bridal bouquets with handmade crochet flowers.
2. Bridal headpieces for a delicate touch.
3. Bridal shawls for a light, beautiful layer.
4. Ring pillows for holding wedding rings.
5. Table centerpieces to decorate the reception.
6. Wedding favor bags for guests to take home.

7. Corsages for the bridal party.
8. Wedding dress accents like crochet lace.
9. Flower girl baskets for petal carrying.
10. Handkerchiefs for the bride and groom.

Outdoor & Picnic Projects

1. Picnic blankets for a comfy outdoor setup.
2. Outdoor cushions for added comfort.
3. Crochet hammocks for a relaxed afternoon.
4. Beach bags for carrying essentials to the shore.
5. Sand toys for fun beach play.
6. Sun hats to protect from the rays.
7. Water bottle holders for staying hydrated.
8. Crochet towels for outdoor adventures.
9. Outdoor rugs for your patio or garden.
10. Flower pots to decorate your outdoor space.

Festival Projects

1. Headbands for a festival-ready look.
2. Boho bags to carry your festival essentials.
3. Festival tops for a breezy, comfortable style.
4. Crochet skirts for a playful festival outfit.
5. Floral crowns for a whimsical vibe.
6. Jewelry like crochet necklaces and earrings.
7. Belt bags to carry everything hands-free.
8. Boot cuffs to add flair to festival footwear.
9. Sun dresses for an easy, stylish festival look.
10. Tote bags for holding all your festival needs.

Holiday Decorations

1. Christmas wreaths to hang on your door.
2. Easter egg covers for a fun holiday twist.
3. Halloween bats for spooky decorations.
4. Thanksgiving tablecloths for your feast.
5. Valentine's hearts for a festive vibe.

6. Christmas stockings for a cozy touch.
7. Spring flowers to decorate your space.
8. Autumn leaves for fall décor.
9. Snowflakes for delicate winter accents.
10. Festive bunting to brighten up any holiday.

Office Items

1. Pencil cases for organizing office supplies.
2. Laptop sleeves to protect your devices.
3. Desk organizers for a clutter-free workspace.
4. Coasters for a practical desk accessory.
5. Pen holders to keep your writing tools in place.
6. Notebooks with crocheted covers for personalization.
7. Cable holders to keep cords tidy.
8. Mouse pads with a handmade touch.
9. Bookmarks for keeping your office reading organized.
10. Tissue box covers to decorate your desk.

Party Decor

1. Party hats to add fun to any event.
2. Balloon weights to keep decorations in place.
3. Streamers for a festive atmosphere.
4. Confetti bags for celebratory fun.
5. Cupcake toppers to add flair to desserts.
6. Table runners to complete your party setting.
7. Gift bags for thoughtful wrapping.
8. Banners to hang for party decoration.
9. Invitations with handmade crochet touches.
10. Party favors for guests to take home.

See also [189+ Engaging Turkey Project Ideas for Student Learning](#)

Food-Themed Projects

1. Crochet food items like cakes or fruits.

2. Kitchen towels to add charm to your kitchen.
3. Cupcake decorations for a sweet touch.
4. Food coasters shaped like fruits or treats.
5. Fruit baskets to store crochet fruits.
6. Coffee cup sleeves for a cute crochet touch.
7. Dish scrubbies for cleaning dishes.
8. Mug cozies for a cozy coffee experience.
9. Placemats to complete your food-themed table.
10. Crochet cookies for a fun, sweet project.

Travel Accessories

1. Travel bags to carry your essentials.
2. Luggage tags for easy identification.
3. Neck pillows for comfort during travel.
4. Toiletry bags for organizing your travel items.
5. Travel wallets to keep documents safe.
6. Hand warmers for cold travel.
7. Passport holders to carry your ID in style.
8. Eye masks for naps on the go.
9. Travel totes to hold all your things.
10. Shoe bags to keep your shoes organized.

Pet Projects

1. Pet beds for furry comfort.
2. Pet sweaters to keep them warm.
3. Pet toys for fun playtime.
4. Pet blankets for cuddly naps.
5. Pet leashes for walks and outings.
6. Pet bowls with crochet covers for a cute touch.
7. Pet bandanas for stylish pups and cats.
8. Pet coats to keep them cozy in the cold.
9. Pet carriers for easy transportation.
10. Pet collars for a cute, handmade look.

Crochet Techniques and Tips

Here are super simple crochet tips:

Basics

1. **Slip Knot:** Make a loop and pull the yarn through.
2. **Chain Stitch:** Pull yarn through the hook to make loops.
3. **Single Crochet:** Pull yarn through, then through both loops.
4. **Double Crochet:** Yarn over, pull through, then pull through two loops twice.
5. **Turning Chains:** Chain 3 to start a new row.

Tips

1. **Easy Yarn:** Use medium yarn and the right hook.
2. **Loose Stitches:** Don't make stitches too tight.
3. **Count Stitches:** Check your stitches.
4. **Use Markers:** Mark where each row starts.
5. **Practice:** Keep practicing!

That's it! Happy crocheting!

Choosing the Right Yarn and Hook

Here's how to choose yarn and a hook:

Yarn

1. **Weight:** Pick **medium weight** yarn (like **worsted**).
2. **Texture:** Choose soft yarn for easy use.
3. **Color:** Light colors are easier to see.
4. **Fiber:** **Acrylic** yarn is good for beginners.

Hook

1. **Size:** Use the hook size suggested on the yarn label.
2. **Material:** Start with **plastic or aluminum** hooks.
3. **Comfort:** Pick a hook that feels good in your hand.

Tips

- **Check the label:** It tells you the right hook size.
- **Try different yarns:** Find what feels best.

That's it! Choose what feels comfortable!

Crochet Community and Resources

Here are simple crochet communities and resources:

Communities

1. **Facebook/Reddit:** Join crochet groups to ask questions and share.
2. **Local Meetups:** Find crochet groups near you.
3. **YouTube:** Watch crochet tutorials.
4. **Instagram:** Follow crochet hashtags for ideas.

Resources

1. **Free Patterns:** Check sites like **Ravelry** for free patterns.
2. **Books:** Find crochet books at the library or store.
3. **Blogs:** Read crochet blogs for tips.

Tips

- **Ask for Help:** Don't be afraid to ask others.
- **Stay Inspired:** Follow crochet accounts for ideas.

These will help you learn and connect with others!

Tips for Success in Crochet Projects

Here are some simple tips for success in crochet:

1. **Start Small:** Begin with easy projects like a scarf or dishcloth.
2. **Count Stitches:** Always count to avoid mistakes.
3. **Keep Tension Even:** Make sure your stitches aren't too tight or too loose.
4. **Use a Marker:** Mark the beginning of your rows to stay on track.
5. **Practice:** The more you practice, the better you'll get.
6. **Read the Pattern:** Follow patterns carefully and check for mistakes.

7. **Take Breaks:** Don't rush. Take breaks to avoid frustration.
8. **Ask for Help:** Join crochet communities or ask experienced crafters.

See also [175+ Fun Pumpkin Carving Ideas](#)

These simple tips will help you succeed and enjoy your crochet projects!

What can I make using crochet?

Here are simple things you can make with crochet:

1. **Scarves:** Easy and quick to make.
2. **Blankets:** Great for beginners and beginners can start with small squares.
3. **Hats:** Fun and useful projects.
4. **Dishcloths:** Quick and practical.
5. **Bags:** Create simple crochet bags.
6. **Toys:** Make cute stuffed animals or amigurumi.
7. **Coasters:** Simple and useful home projects.
8. **Sweaters:** For a bigger challenge.

These are all easy things to start with and can be fun to make!

Crochet Project Ideas for Beginners

Here are easy crochet projects for beginners:

1. **Scarf:** Just chain and stitch to make a simple scarf.
2. **Dishcloth:** Small and quick to make.
3. **Headband:** A fast project using basic stitches.
4. **Coasters:** Make small, round or square coasters.
5. **Mini Blanket:** A small blanket to practice stitches.
6. **Beanie Hat:** A simple hat to start with.
7. **Tote Bag:** Make a basic crochet bag.
8. **Granny Squares:** Small squares to join together for bigger projects.

These are great to help you practice!

Free Crochet Project Ideas

Here are some free crochet project ideas:

1. **Scarf:** Easy and quick to make, perfect for beginners.
2. **Granny Squares:** Small squares you can join to create bigger projects.
3. **Dishcloth:** Simple and useful for everyday use.
4. **Headband:** Fast and simple to crochet.
5. **Coasters:** Make round or square coasters for your table.
6. **Keychain:** Cute and easy little projects to make.
7. **Tote Bag:** A simple crochet bag to carry around.
8. **Blanket:** Start with small squares or simple rows to create a blanket.

Check websites like **Ravelry** or **AllFreeCrochet** for free patterns!

Crochet Project Ideas for Adults

Here are simple crochet project ideas for adults:

1. **Shawl:** A cozy, stylish accessory.
2. **Cardigan:** A comfortable, wearable piece.
3. **Blanket:** Make a soft, chunky blanket for your home.
4. **Slippers:** Comfortable and warm handmade slippers.
5. **Pillow Covers:** Create decorative covers for your cushions.
6. **Tote Bag:** A practical and trendy crochet bag.
7. **Table Runner:** A beautiful crochet piece for your dining table.
8. **Sweater:** Try a basic sweater for a fun challenge.

These projects are both practical and fun!

Crochet Project Ideas for Men

Here are simple crochet project ideas for men:

1. **Beanie Hat:** A simple and practical hat for warmth.
2. **Scarf:** A cozy scarf in a neutral color.
3. **Gloves:** Warm, handmade gloves for cold weather.
4. **Shawl or Wrap:** A stylish and functional piece.
5. **Sweater:** A basic crochet sweater to keep warm.
6. **Bag:** A sturdy, simple crochet bag for everyday use.
7. **Cufflinks or Keychains:** Small, personalized crochet items.

8. **Blanket:** A cozy throw or blanket for the couch.

These projects are simple, useful, and perfect for men!

Crochet Project Ideas to Sell

Here are crochet project ideas to sell:

1. **Scarves:** Easy to make and popular.
2. **Hats:** Beanies or custom designs.
3. **Blankets:** Small throws or baby blankets.
4. **Tote Bags:** Practical and stylish.
5. **Baby Items:** Baby hats, booties, or blankets.
6. **Coasters:** Small and cute for home use.
7. **Keychains:** Fun and easy to make.
8. **Home Decor:** Pillow covers or table runners.

These are simple and great for selling!

Crochet Project Ideas Clothes

Here are crochet project ideas for clothes:

1. **Sweater:** A cozy, wearable piece.
2. **Cardigan:** A stylish, comfy option.
3. **Tank Top:** Light and perfect for warm weather.
4. **Scarf:** Easy to make and a great accessory.
5. **Pants or Shorts:** Crochet your own comfy bottoms.
6. **Shawl:** A beautiful wrap to complete any outfit.
7. **Dress:** A simple crochet dress for casual wear.
8. **Skirt:** A cute crochet skirt for summer.

These clothing items are fun to make and wear!

Crochet Project Ideas Easy

Here are easy crochet project ideas:

1. **Scarf:** Simple and quick to make.

2. **Dishcloth:** Small and practical for everyday use.
3. **Coasters:** Fun and easy to crochet.
4. **Headband:** Fast and simple, just a few stitches.
5. **Blanket:** Start with small squares or simple rows.
6. **Tote Bag:** Easy to make and useful.
7. **Keychain:** Small, quick, and cute project.
8. **Baby Hat:** Simple and quick to crochet.

These projects are perfect for beginners!


Conclusion

In conclusion, there are many crochet projects for all skill levels. Beginners can start with scarves, dishcloths, or coasters. As you get better, try making hats, blankets, or cardigans. If you want to sell, tote bags, baby blankets, and keychains are good ideas.

Crochet is a fun way to make useful and pretty things. There's always something new to try. Happy crocheting!


[← Previous Post](#)

Related Posts



129+ Innovative MSC
Mathematics Project Ideas for
Students

[Leave a Comment](#) / [General](#) / [By Adam Tesla](#)



50 Most Innovative SUPW
Project Ideas to Test Your Skills

[Leave a Comment](#) / [General](#) / [By Adam Tesla](#)

Leave a Comment

Your email address will not be published. Required fields are marked *

Type here..

Name*

Save my name, email, and website in this browser for the next time I comment.

Email*

Post Comment »

Website

Recent Posts

165+ Best Crochet Project Ideas

99+ Creative Balloon Project Ideas

235+ Best Out of Waste Ideas

275+ Exciting History Project Ideas

285+ Creative Passion Project Ideas

Categories

Computer Science

General

Humanities


Mini

Subscribe to Our Newsletter

Subscribe us for latest project ideas on all subjects into your email.



Subscribe



Top Pages

- Privacy Policy
- Disclaimer
- Terms And Conditions

Top Categories

- Computer Science
- General
- Humanities
- Mini

Follow us on

