



234+ Creative Aesthetic Project Ideas

[Leave a Comment / General](#)



Explore easy and fun aesthetic project ideas! From room decor to DIY art, find simple ways to create beautiful things.

If you like making things that look good, aesthetic projects are for you! These projects focus on creating things that are pretty and fun. You can decorate your room, make simple art, or design clothes.

Aesthetic projects let you play with colors and styles. You can keep it simple or go bold—whatever you like!

Let's explore some easy and fun aesthetic project ideas to try!

Table of Contents



1. Aesthetic Project Ideas
2. Aesthetic Project Ideas for Scratch
3. Aesthetic Project Ideas for School
4. Aesthetic Project Ideas for Students
5. What are the topics of aesthetic design?
6. How to make an aesthetic project file?
7. How to make a project attractive for school?
8. What are examples of design aesthetics?
9. Simple Aesthetic Project Ideas
10. Aesthetic Project Ideas for High School
11. Conclusion

Aesthetic Project Ideas

Here are aesthetic project ideas, each as a simple one-liner:

Home Decor

1. Make a geometric wall hanging with yarn.
2. Paint a simple abstract painting for your wall.
3. Create a macramé plant hanger.
4. Design a photo frame from recycled materials.
5. Paint a colorful pillow.
6. Decorate a lamp with paper patterns.
7. Make clay coasters.
8. Create a chalkboard for your wall.
9. Paint flower pots for plants.
10. Turn a mason jar into a candle holder.

Fashion & Clothing

1. Add patches to a pair of jeans.
2. Paint designs on a hoodie.
3. Try tie-dye on a plain shirt.
4. Add studs or beads to a jacket.
5. Make a beaded necklace.
6. Sew your own scrunchies.
7. Create a fabric belt.
8. Paint a design on a pair of shoes.
9. Make a custom tote bag.
10. Recycle old clothes into new styles.

Digital Art

1. Draw a digital portrait of an animal.
2. Design a simple logo.
3. Make a digital poster for an event.
4. Create a simple animation.
5. Design a book cover.
6. Illustrate a quote.
7. Make vector art of a photo.
8. Design a virtual room.
9. Create a digital collage.
10. Draw a minimalistic design.

Photography

1. Take portraits using natural light.
2. Capture everyday objects with a new angle.
3. Try time-lapse photography.
4. Take photos of the same spot at different times.
5. Photograph textures in nature.
6. Experiment with long-exposure shots at night.
7. Capture reflections in water or glass.
8. Take silhouette photos during sunset.
9. Photograph a color-themed series.
10. Experiment with black-and-white photography.

Painting & Drawing

1. Paint a nature scene with watercolors.
2. Draw a portrait using charcoal.
3. Paint a simple still life of everyday items.
4. Try abstract painting with bright colors.
5. Draw a city skyline with pen.
6. Paint a simple minimalist design.
7. Draw a mandala with colored pencils.
8. Paint a scene with acrylics.
9. Sketch your favorite food.
10. Draw a character from a book.

Upcycling Projects

1. Turn an old crate into a small table.
2. Make a plant pot from a teacup.
3. Create a frame from magazine pages.
4. Reuse old t-shirts to make a quilt.
5. Repurpose an old sweater into mittens.
6. Make a lampshade from recycled paper.
7. Create a jewelry holder with bottle caps.
8. Turn glass bottles into vases.
9. Make a secret box from an old book.
10. Use a toilet roll to make a pencil holder.

See also [215+ Stunning Page Decoration Ideas for Project](#)

Crafting with Paper

1. Make paper flowers for decoration.
2. Design a pop-up greeting card.
3. Create a paper chain for the room.
4. Cut paper silhouettes for wall art.
5. Fold an origami crane.
6. Make a custom notebook with decorative paper.
7. Create unique paper bookmarks.

8. Make a paper collage from old magazines.
9. Create a paper mobile with 3D shapes.
10. Make an accordion paper book with quotes.

Woodworking Projects

1. Build a small wooden shelf.
2. Make a wooden picture frame.
3. Create a wooden plant stand.
4. Craft a birdhouse with small wooden pieces.
5. Design a personalized wooden sign.
6. Make a serving tray from wood.
7. Build a wooden jewelry box.
8. Make a simple wooden clock.
9. Create a pencil holder from wood.
10. Build a wooden phone stand.

Sculpture & Clay Art

1. Make a small figure from clay.
2. Create a simple clay bowl.
3. Sculpt a small vase from clay.
4. Make clay earrings or pendants.
5. Craft a tiny animal figure with clay.
6. Create a small planter from clay.
7. Make clay magnets for the fridge.
8. Sculpt a portrait bust.
9. Create textured clay coasters.
10. Make a wall hanging from clay.

Creative Writing

1. Write a short poem about nature.
2. Create a short story from a dream.
3. Write a letter to your future self.
4. Write a diary entry from a historical figure.
5. Write a monologue for a character.
6. Start a story with, "It was a dark and stormy night."

7. Write a poem about your favorite color.
8. Create a dialogue between two people.
9. Write a letter between two characters.
10. Retell a fairytale in your own way.

Printmaking

1. Make a stencil print with cardboard.
2. Create a screen print on fabric.
3. Carve a rubber stamp for prints.
4. Make a print from a hand-drawn design.
5. Create an embossed print with foil.
6. Try relief printing with foam sheets.
7. Carve a linocut print.
8. Print custom designs on fabric.
9. Make prints with leaves or flowers.
10. Create prints with markers and a press.

DIY Crafts

1. Create fun brooches from fabric or beads.
2. Make cute keychains from leather or clay.
3. Decorate a plain belt with embellishments.
4. Design custom t-shirts with fabric paint.
5. Craft a homemade journal with decorative paper.
6. Make a clay pot for plants.
7. Create paper flowers for decorations.
8. Make unique bookmarks from card stock.
9. Design a scrapbook with photos and stickers.
10. Craft a handmade wallet using fabric.

Photography Projects

1. Take photos based on a weekly theme.
2. Take creative self-portraits in different styles.
3. Capture photos of plants and animals.
4. Take candid shots of city life.
5. Experiment with shadows in your photos.

6. Take black-and-white photos.
7. Create a collage of your favorite photos.
8. Capture reflections from windows or water.
9. Take photos at night with long exposures.
10. Focus on textures around you.

Nature Projects

1. Paint rocks with fun designs.
2. Start a journal of the plants in your area.
3. Make seed bombs to plant wildflowers.
4. Take a walk and collect interesting items.
5. Press leaves between paper to create artwork.
6. Make a mandala using natural objects.
7. Create animal models from clay.
8. Press flowers to preserve them.
9. Observe and journal bird species.
10. Create a mini terrarium in a glass container.

See also [222+ Unique Turkey Feather Project Ideas!](#)

Interactive Art

1. Create art by scratching off dark layers of paper.
2. Use heat-sensitive or color-changing materials for art.
3. Create artwork that makes sound or music.
4. Design a wall that people can draw on.
5. Make art that changes with motion.
6. Create augmented reality art.
7. Make a painting or design as a puzzle.
8. Set up a creative photo booth.
9. Build an interactive sculpture people can touch.
10. Create art that pops out in 3D.

DIY Jewelry

1. Make a simple beaded necklace.

2. Create earrings using wire and beads.
3. Make bracelets using leather strips.
4. Weave colorful friendship bracelets.
5. Design a bracelet with meaningful charms.
6. Make rings with beads and wire.
7. Create jewelry using resin molds.
8. Make pendants from air-dry clay.
9. Create jewelry from old buttons.
10. Design custom chain necklaces.

Fun & Games

1. Create a simple board game.
2. Make a card game with your own rules.
3. Create a custom puzzle.
4. Design a bingo game with fun themes.
5. Make your own dice for games.
6. Design a memory matching game.
7. Create a custom Jenga game.
8. Make a large outdoor Tic-Tac-Toe game.
9. Create a balloon popping challenge game.
10. Design a treasure hunt game.

Educational Projects

1. Conduct a simple science experiment like vinegar and baking soda.
2. Make a volcano with clay and papier-mâché.
3. Create a model of the solar system.
4. Make fossils from clay or plaster.
5. Grow plants under different conditions.
6. Make a simple water filter using sand and gravel.
7. Build a simple electric circuit.
8. Create art using recyclable materials.
9. Use a magnifying glass to start a fire with sunlight.
10. Build a simple weather station to measure temperature or rain.

Science Fiction Projects

1. Create a robot with cardboard or plastic.
2. Design and build a spaceship from foil.
3. Draw or paint your own alien characters.
4. Make a time capsule to open in the future.
5. Build a model of a Martian colony.
6. Make a laser gun prop out of cardboard.
7. Design your own superhero costume.
8. Make a small UFO model.
9. Create a laser maze using red string.
10. Make a simple hologram effect with transparent paper.

Space Projects

1. Create a star map of the night sky.
2. Draw the different phases of the moon.
3. Build a simple rocket from paper or cardboard.
4. Paint a galaxy with bright, vibrant colors.
5. Make a model of a meteor shower.
6. Create a model of a comet with glitter.
7. Make an astronaut helmet from a cardboard box.
8. Build a baking soda rocket to launch.
9. Create a planet mobile for display.
10. Make space-themed artwork like stars or planets.

Aesthetic Project Ideas for Scratch

Here are some easy aesthetic project ideas you can make from scratch:

Project	Description
Custom Phone Case	Decorate a plain phone case with paint or markers.
DIY Candle Holders	Make candle holders using glass jars, twine, or clay.
Hand-Painted Mugs	Paint fun designs or quotes on a plain mug.

Project	Description
Macramé Wall Hanging	Create a simple wall hanging using string or rope.
Custom Tote Bag	Decorate a plain tote bag with fabric paint or patches.
Personalized Journals	Add designs, stickers, or drawings to a notebook.
Make Your Own Terrarium	Build a small terrarium with plants and decorative items.
DIY Dreamcatcher	Make a dreamcatcher using string, beads, and a hoop.
Decorative Coasters	Create coasters from cork, wood, or clay and decorate them.
Fabric Wall Art	Stretch fabric on a frame and add designs or paint.

These projects are simple and fun to make from scratch!

See also [100+ Creative Tombstone Project Ideas for Students In 2025](#)

Aesthetic Project Ideas for School

Here are some easy aesthetic project ideas for school:

Project	Description
Decorate Notebook Covers	Add stickers, drawings, or designs to your notebook.
Make a Pencil Case	Use fabric or old clothes to make your own pencil case.

Project	Description
Locker Wall Art	Create small posters or pictures to decorate your locker.
Custom Bookmarks	Make bookmarks with paper, stickers, or drawings.
Decorate a Binder	Cover your binder with paper, tape, or fabric.
Paint Plant Pots	Decorate small plant pots and add a plant.
Design a Water Bottle	Add stickers or paint to a plain water bottle.
Personalize a Backpack	Add patches, pins, or paint to your backpack.
Create a Quote Board	Write your favorite quotes and decorate the board.
DIY Calendar or Planner	Make a custom calendar or planner with drawings and stickers.

These ideas are simple and fun for school!

Aesthetic Project Ideas for Students

Here are simple aesthetic project ideas for students:

Project	Description
Decorate a Notebook	Add stickers or drawings to your notebook.
Create a Vision Board	Collect images and quotes that inspire you.

Project	Description
Make a Pencil Case	Use fabric or paint to customize your pencil case.
Make a Photo Collage	Print photos and arrange them on a board.
DIY Desk Organizer	Decorate containers to organize your desk.
Paint Rocks	Paint patterns or words on small rocks.
Create Custom Bookmarks	Design bookmarks with paper and stickers.
Design a Wall Hanging	Make a colorful wall decoration with fabric or yarn.
Make Greeting Cards	Create personalized cards for any occasion.
Personalize a Planner	Add stickers or drawings to your planner.

These ideas are easy and fun for students!

What are the topics of aesthetic design?

Here are some simple topics in aesthetic design:

Principle	Description
Color Theory	How colors work together and make you feel.
Visual Composition	Arranging shapes and space to look good.
Minimalism	Using fewer things for a clean, simple look.

Principle	Description
Typography	Choosing fonts that are easy to read and look nice.
Pattern and Texture	Using designs and textures to add interest.
Design Styles	Different styles like modern or vintage.
Proportion and Scale	How size and space affect the design.
Space and Layout	Organizing things in a way that looks good and works well.
Sustainability in Design	Using eco-friendly materials and ideas.
User-Centered Design	Making designs that are both beautiful and easy to use.

How to make an aesthetic project file?

Here's a simple guide to making an aesthetic project file:

Tip	Description
Pick a Theme	Choose a color or style (like minimal, vintage, or modern).
Use a Clean Layout	Organize sections like Introduction, Design, and Conclusion. Keep it simple with space between sections.
Add Pictures and Visuals	Include images or sketches that fit your theme. Keep visuals consistent in style.
Use Simple Fonts	Pick easy-to-read fonts like Arial or Times New Roman. Keep fonts the same throughout.
Add Subtle Patterns	Use simple textures or borders, but don't overcrowd the page.

Tip	Description
Organize Information	Use bullet points and short paragraphs. Use headings to separate sections.
Personalize It	Add your own touches like doodles or stickers.
Be Consistent	Stick to your theme, color, and font choices for a uniform look.
Choose Good Paper or Tools	Use nice paper if it's physical, or use tools like Canva if digital.
Review and Edit	Check for mistakes and make sure everything looks neat.

This way, your project file will look organized and beautiful!

How to make a project attractive for school?

To make your school project attractive, try these simple tips:

Tip	Description
Pick an Interesting Topic	Choose something you enjoy and can explain easily.
Use Bright Colors	Add bright colors for headings and key points, but keep it simple.
Organize Your Work	Divide your project into sections: Introduction, Main Content, and Conclusion.
Add Pictures or Charts	Include relevant images, drawings, or charts to explain ideas.
Keep It Neat	Use neat handwriting or a clear font. Keep the space clean and avoid clutter.
Use Fun Titles	Make your titles catchy to grab attention.

Tip	Description
Pick Easy Fonts	Use simple, readable fonts and highlight important parts.
Add Personal Touches	Include your own drawings or ideas to make it unique.
Be Brief	Keep your content short and to the point.
Practice Your Presentation	If you're presenting, practice speaking clearly and confidently.

What are examples of design aesthetics?

Here are simple examples of design aesthetics:

Category	Description
Minimalism	Simple, clean designs with lots of open space and few elements.
Vintage	Old-fashioned style with retro colors and patterns.
Modern	Sleek designs with bold colors and geometric shapes.
Bohemian (Boho)	Relaxed and creative style with earthy tones and mixed patterns.
Industrial	Raw, unfinished look with materials like metal and wood.
Scandinavian	Light colors, simple shapes, and cozy, functional designs.
Art Deco	Glamorous style with shiny metals, geometric shapes, and rich colors.

Category	Description
Rustic	Natural style with wood, warm tones, and handmade elements.
Futuristic	High-tech, smooth designs with metallic colors and modern shapes.
Shabby Chic	Soft, vintage look with worn-out furniture and pastel colors.

Each of these styles brings a different feel to a space or project!

Simple Aesthetic Project Ideas

Here are some easy aesthetic project ideas:

Mini Terrarium

- **What You Need:** Glass jar, small plants, stones, sand.
- **How to Make It:** Put sand, stones, and plants in the jar.

Wall Art

- **What You Need:** Magazine clippings, photos, glue.
- **How to Make It:** Cut out pictures and glue them to a board.

Decorative Candles

- **What You Need:** Candle wax, wick, dye, molds.
- **How to Make It:** Melt wax, add color, and pour into molds.

Dreamcatcher

- **What You Need:** Embroidery hoop, yarn, feathers.
- **How to Make It:** Wrap yarn around the hoop and add feathers.

Pressed Flowers

- **What You Need:** Fresh flowers, a book, frame.
- **How to Make It:** Press flowers in a book, then frame them.

Macramé Wall Hanging

- **What You Need:** Cord, scissors, dowel.
- **How to Make It:** Tie knots to make a hanging.

Hand-painted Mugs

- **What You Need:** Mugs, paint.
- **How to Make It:** Paint designs on the mugs.

Polaroid Photo Wall

- **What You Need:** Polaroid photos, string, clips.
- **How to Make It:** Hang photos with string and clips.

Decorative Pots

- **What You Need:** Pots, paint.
- **How to Make It:** Paint the pots.

Upcycled Bottle Vases

- **What You Need:** Glass bottles, paint, twine.
- **How to Make It:** Decorate bottles and use them as vases.

These projects are simple and fun!

Aesthetic Project Ideas for High School

Here are super simple project ideas:

1. Decorate a phone case with stickers or markers.
2. Hang photos on a wall with string and tape.
3. Paint designs on a plain tote bag.
4. Add stickers or drawings to a notebook.

5. Paint fun patterns on smooth rocks.
6. Put fairy lights inside a glass jar.
7. Sew old T-shirts into a cozy quilt.
8. Glue magazine pictures onto a board.
9. Paint wood to make a small shelf.
10. Draw on a mug and bake it to set the design.

Conclusion


Aesthetic projects are a fun way to show your creativity and make something unique. You can turn simple items like phone cases, tote bags, or jars into cool, personalized designs. These projects are easy to do and don't need a lot of fancy materials.

Whether you're decorating for yourself, making gifts, or adding style to your space, there are so many ideas to try. From painting rocks to creating a photo wall or glowing jars, each project lets you try new things and have fun.


Grab some supplies, pick an idea, and start creating. You'll enjoy making something beautiful and unique!

[← Previous Post](#)

Related Posts



129+ Innovative MSC
Mathematics Project Ideas for
Students



50 Most Innovative SUPW
Project Ideas to Test Your Skills

[Leave a Comment](#) / [General](#) / [By Adam Tesla](#)

Leave a Comment

Your email address will not be published. Required fields are marked *

Type here..

Name*

Save my name, email, and website in this browser for the next time I comment.

Email*

Post Comment »

Website

Recent Posts

234+ Creative Aesthetic Project Ideas

110+ Exciting Entrepreneurship SAE Project Ideas

145+ Hands-On ANSI C Project Ideas for Learning and Fun

189+ Best Science Project Board Ideas

135+ Creative Project Ideas

Categories

Computer Science

General


Humanities

Mini



Subscribe to Our Newsletter

Subscribe us for latest project ideas on all subjects into your email.



Email address

Subscribe

Top Pages

Privacy Policy
Disclaimer
Terms And Conditions

Top Categories

Computer Science
General
Humanities
Mini

Follow us on

