



265+ Creative Book Project Ideas

[Leave a Comment / General](#)



Discover fun and creative book project ideas! Explore new ways to showcase your favorite books with simple, engaging projects that make learning fun.

Want a fun way to explore a book? Book projects let you show what you've learned in creative ways. Whether it's for school or just for fun, you can get creative and have a good time.

You can make a diorama, design a new book cover, write a letter between characters, or make a timeline of key events. These projects help you understand the book more while being creative.

If you love books, these easy project ideas are perfect for your next project!

Table of Contents



1. Importance of Book Projects
2. Benefits of Engaging in Book Projects
3. Book Project Ideas
4. Marketing and Promoting Your Book Project
5. Self-Publishing vs Traditional Publishing
6. Tips for Staying Motivated
7. Overcoming Writer's Block
8. Editing and Revising Your Book Project
9. Designing Your Book
10. Book Project Ideas Based on Educational Levels
11. Book Project Ideas Based on Grades
12. Book Project Ideas for Students
13. Book Project Ideas Google Slides
14. Conclusion

Importance of Book Projects

Here are some simple reasons why book projects are important:

1. **Improve Understanding:** They help you understand the book better.
2. **Spark Creativity:** Book projects encourage you to think and create in fun ways.
3. **Boost Critical Thinking:** They make you think deeply about the story.
4. **Connect with the Story:** They help you feel more connected to the characters and plot.
5. **Improve Communication:** Sharing your project helps you get better at writing and speaking.
6. **Make Learning Fun:** They make reading more interesting and enjoyable.
7. **Express Yourself:** You get to share your own ideas and thoughts about the book.

8. **Help with Memory:** Working on a project helps you remember details from the book.
9. **Encourage Teamwork:** Group projects let you work with others and share ideas.
10. **Build Organization Skills:** Planning your project helps you get better at staying organized.

Benefits of Engaging in Book Projects

Here are some simple benefits of doing book projects:

1. **Better Understanding:** You get to know the book's story, characters, and themes more.
2. **Boosts Creativity:** You can show your ideas in fun, creative ways.
3. **Improves Thinking:** You learn to think more deeply and solve problems.
4. **Makes Reading Fun:** Book projects make reading more interesting.
5. **Helps You Remember:** Doing projects helps you remember details from the book.
6. **Improves Communication:** You get better at sharing your ideas with others.
7. **Encourages Teamwork:** Working with others helps you learn to cooperate.
8. **Connects to Your Life:** You can relate the book to your own experiences.
9. **Teaches Organization:** Planning a project helps you stay organized.
10. **Makes Learning Enjoyable:** Book projects make learning more fun and rewarding.

Book Project Ideas

Here are some of the best book project ideas:

Creative Projects

1. Design a new book cover.
2. Draw your favorite character.
3. Create a book poster with quotes.
4. Make a short book trailer.
5. Draw a scene from the book.
6. Rewrite the ending of the book.
7. Build a 3D model of a scene.
8. Create a collage of the book's themes.
9. Design a book-themed bookmark.
10. Draw a character's home or room.

Writing Projects

1. Write a book review.
2. Write a letter to the author.
3. Write a diary entry from a character's point of view.
4. Write a poem inspired by the book.
5. Write a letter from one character to another.
6. Create a fictional social media profile for a character.
7. Write an alternate ending.
8. Write a summary of the book.
9. Write a scene from a different character's perspective.
10. Write a "behind the scenes" of the book's story.

Research Projects

1. Research the author's life.
2. Study the historical setting of the book.
3. Research the book's themes.
4. Investigate real-world locations from the book.
5. Look into any science or technology in the book.
6. Study myths or legends in the book.
7. Research cultural references in the book.
8. Compare the book to similar books or movies.
9. Research the time period the book is set in.
10. Investigate any environmental issues mentioned in the book.

Visual Projects

1. Make a map of the book's world.
2. Draw a character profile.
3. Create a timeline of events in the book.
4. Draw a comic strip of a key scene.
5. Design a character's outfit.
6. Create a scene in a storyboard.
7. Draw the book's setting.
8. Design a flowchart of relationships between characters.
9. Create a visual journal about the book.
10. Design a poster with key quotes from the book.

Interactive Projects

1. Create a quiz about the book.
2. Organize a book discussion group.
3. Make a “Choose Your Own Adventure” story.
4. Create a scavenger hunt based on the book.
5. Design a board game based on the book.
6. Make a trivia game for the book.
7. Role-play a scene from the book.
8. Create an interactive map of important places.
9. Write a script for a scene and act it out.
10. Organize a book-based debate.

Artistic Projects

1. Create a sculpture of a character.
2. Paint a scene from the book.
3. Make a paper mache object related to the book.
4. Create a mixed-media art piece based on the book.
5. Draw a portrait of the main character.
6. Design a new book cover with illustrations.
7. Make a quilt inspired by the book’s themes.
8. Create a handmade book.
9. Craft a character’s dream home.
10. Paint an image that shows the book’s mood.

Group Projects

1. Create a group book poster.
2. Host a book discussion together.
3. Write a collaborative story inspired by the book.
4. Role-play a major scene as a group.
5. Create a group timeline of the story.
6. Write a group letter to the author.
7. Make a group book trailer.
8. Design a group comic strip about the book.
9. Organize a debate on the book’s themes.
10. Host a group “book trivia” challenge.

Digital Projects

1. Make a website about the book.
2. Record a podcast discussing the book.
3. Create an animated video summarizing the book.
4. Design an online quiz about the book.
5. Write a blog post about the book.
6. Create a character's social media profile.
7. Make an e-book version with your illustrations.
8. Design a digital poster for the book.
9. Create a PowerPoint presentation with book analysis.
10. Design a digital journal with your thoughts on the book.

See also [201+ Creative Hide A Turkey Project Ideas For Students](#)

Book-to-Movie Projects

1. Create a movie trailer based on the book.
2. Cast the book with actors.
3. Write a screenplay for a scene.
4. Compare the book to its movie version.
5. Design a movie poster for the book.
6. Make a storyboard for a book scene.
7. Act out a scene from the book like a movie.
8. Create a movie set inspired by the book.
9. Record a radio play based on the book.
10. Write a movie review of the adaptation.

Literary Analysis Projects

1. Analyze the book's main themes.
2. Compare two characters from the book.
3. Discuss the book's symbolism.
4. Analyze the book's setting and its impact.
5. Write about the main conflict in the story.
6. Compare the book to others in the same genre.
7. Discuss the book's tone and style.
8. Examine the character's growth throughout the story.
9. Analyze the author's writing style.

10. Discuss the book's message.

Historical Context Projects

1. Research the time period the book is set in.
2. Compare real events to those in the book.
3. Research the book's cultural influences.
4. Design a historical map based on the setting.
5. Investigate the author's historical background.
6. Study the book's historical accuracy.
7. Create a timeline of historical events from the book.
8. Compare the book's setting to modern times.
9. Investigate historical events mentioned in the book.
10. Design a presentation on the book's historical context.

Creative Writing Projects

1. Write a prequel to the book.
2. Create a sequel to the book.
3. Write a letter to a character.
4. Write a poem about the book.
5. Write a short story from a side character's view.
6. Write a monologue for a character.
7. Write a scene imagining what happens after the book ends.
8. Write a story from another character's perspective.
9. Write a letter explaining the book's ending.
10. Write a new chapter that could fit into the book.

Science/Technology Projects

1. Research a scientific concept from the book.
2. Build a model of technology from the book.
3. Study a book's environmental themes and make a project.
4. Investigate how science is used in the story.
5. Research the book's scientific accuracy.
6. Create a project about any futuristic technology in the book.
7. Investigate any medical issues in the book.
8. Study ecological topics mentioned in the book.

9. Design a technological invention from the book.
10. Create a scientific experiment inspired by the book.

Environmental Projects

1. Research environmental themes in the book.
2. Create a sustainable solution inspired by the book.
3. Study the book's setting and environmental elements.
4. Design an eco-friendly project inspired by the book.
5. Investigate how nature affects the characters.
6. Study the impact of environmental change in the book.
7. Create a project about conservation based on the book.
8. Design an outdoor garden inspired by the book.
9. Research the effects of pollution in the book's setting.
10. Create a visual representation of the book's natural world.

Mystery Projects

1. Create a mystery board game based on the book.
2. Write a new mystery story inspired by the book.
3. Solve a mystery in the book and present the solution.
4. Analyze the clues in the book.
5. Make a mystery-themed quiz for others.
6. Design a detective's tool kit inspired by the book.
7. Create a mystery puzzle based on the book.
8. Role-play a scene where you solve a mystery.
9. Create a timeline of mysterious events in the book.
10. Write a report on the book's detective methods.

Fantasy Projects

1. Design a magical creature from the book.
2. Create a map of a fantasy world in the book.
3. Write a story set in the book's magical world.
4. Draw a scene with magical powers or creatures.
5. Design a magical object used in the book.
6. Create a fantasy board game.
7. Make a video explaining the book's fantasy world.

8. Write about the book's world-building.
9. Create a costume based on the fantasy elements in the book.
10. Design a magical spell or potion from the book.

Fantasy vs. Reality Projects

1. Compare the book's fantasy world to real life.
2. Discuss how the book mixes fantasy and reality.
3. Design a project showing the contrasts between fantasy and reality in the book.
4. Write about what part of the book could be real.
5. Create a timeline showing when fantasy happens and when reality happens.
6. Compare the main character's challenges in fantasy vs. real life.
7. Create a fantasy vs. reality debate.
8. Design a setting that blends both fantasy and reality.
9. Create a visual to compare the world in the book to the real world.
10. Discuss how characters handle both fantasy and reality.

Character Development Projects

1. Create a character's growth timeline.
2. Draw a character at the beginning and end of the book.
3. Write a diary entry from the perspective of a changing character.
4. Compare two characters who change in the story.
5. Design a chart of a character's decisions and their outcomes.
6. Discuss how a character's weaknesses change.
7. Write a character's goals throughout the story.
8. Create a project about a character's moral choices.
9. Act out a scene showing a character's growth.
10. Research how the book's characters inspire real-life change.

Ethical Dilemmas Projects

1. Discuss the ethical dilemmas faced by the characters.
2. Design a scenario where the character must make an ethical choice.
3. Write a letter from a character facing a tough decision.
4. Create a project discussing the moral themes in the book.
5. Debate the book's ethical dilemmas with friends.
6. Write about how different characters make ethical decisions.

7. Investigate how ethics influence the book's plot.
8. Create a flowchart of moral choices in the book.
9. Design a skit about a character's ethical decision.
10. Write an essay on the ethical questions raised in the book.

Book Club Projects

1. Create a book club discussion guide.
2. Organize a book club event.
3. Make a list of questions to discuss in a book club.
4. Write a book club review.
5. Organize a book-themed snack or activity.
6. Design a book club logo.
7. Start a book club blog or social media page.
8. Create a book club recommendation list.
9. Write a group book review.
10. Organize a virtual book club event.

Marketing and Promoting Your Book Project

Here are some easy ways to market and promote your book project:

1. **Pick an Interesting Title:** Choose a title that grabs attention.
2. **Use Social Media:** Share your project on platforms like [Instagram](#) or Facebook.
3. **Set Up a Display:** Make a colorful display to showcase your project.
4. **Make a Short Video:** Show your project in a fun video.
5. **Present It:** Share your project with others in a presentation.
6. **Create Flyers:** Hand out simple flyers with information about your project.
7. **Team Up:** Work with friends to help promote your project.
8. **Use Posters:** Put up posters with key points about your project.
9. **Write on a Blog:** Share your project on a blog if you have one.
10. **Ask for Opinions:** Get feedback from others to keep interest growing.

See also [Get Creative With 175+ Color Wheel Project Ideas](#)

Self-Publishing vs Traditional Publishing

Here's a simple comparison of **self-publishing** vs. **traditional publishing**:

Self-Publishing

1. **You Decide:** You control everything about your book.
2. **Quick:** You can publish right away.
3. **More Earnings:** You keep most of the money from sales.
4. **Full Control:** You choose the book's design and content.
5. **You Promote:** You handle marketing.

Traditional Publishing

1. **Publisher Handles It:** They take care of editing, design, and printing.
2. **Takes Time:** It can take longer to publish.
3. **Less Earnings:** You get a smaller share of the sales.
4. **Less Control:** The publisher makes some decisions for you.
5. **Publisher Promotes:** They help with marketing.

Tips for Staying Motivated

Here are simple tips for staying motivated:

1. **Set Small Goals:** Break big tasks into small steps.
2. **Track Progress:** Keep a list of your accomplishments.
3. **Celebrate:** Reward yourself when you reach a goal.
4. **Think Positive:** Focus on your progress.
5. **Take Breaks:** Rest to avoid burnout.
6. **Stick to a Routine:** Work at the same time each day.
7. **Ask for Help:** Get support from others.
8. **Picture Success:** Imagine how good it'll feel to finish.
9. **Have Fun:** Enjoy the journey.
10. **Stay Flexible:** Adapt if things change.

Overcoming Writer's Block

Here are easy tips for overcoming writer's block:

1. **Take a Break:** Step away and relax for a bit.
2. **Write Anything:** Start writing, even if it's not perfect.

3. **Set Small Goals:** Write just a little bit at a time.
4. **Change the Place:** Try writing somewhere new.
5. **Read for Ideas:** Read something to inspire you.
6. **Write Freely:** Write whatever comes to mind, without worrying.
7. **Talk it Out:** Explain your ideas to someone else.
8. **Use Prompts:** Try writing based on a simple prompt.
9. **Stay Positive:** Keep going, even if it's hard.
10. **Make It a Habit:** Write at the same time each day.

Editing and Revising Your Book Project

Here are easy tips for editing and revising your book project:

1. **Take a Break:** Step away from your book before editing.
2. **Read It Aloud:** It helps you spot mistakes.
3. **Make It Clear:** Ensure everything is easy to understand.
4. **Fix Errors:** Correct spelling and grammar mistakes.
5. **Check the Flow:** Make sure the story moves at a good pace.
6. **Remove Extra Parts:** Take out things that aren't needed.
7. **Ask for Help:** Have someone else read it and share their thoughts.
8. **Make It Better:** Improve sentences to make them more interesting.
9. **Be Consistent:** Make sure details stay the same throughout.
10. **Proofread:** Look for small mistakes before finishing.

Designing Your Book

Here are simple tips for designing your book:

1. **Pick a Clear Title:** Make it easy and catchy.
2. **Choose a Simple Cover:** Make it eye-catching and fit your story.
3. **Use Easy Fonts:** Pick fonts that are simple to read.
4. **Keep It Clean:** Don't use too many details.
5. **Leave Space:** Make sure there's room around text and pictures.
6. **Add Pictures:** Use images that match your story.
7. **Pick Good Colors:** Use colors that fit the mood.
8. **Stay Organized:** Arrange text and images clearly.
9. **Be Consistent:** Keep the design the same throughout.
10. **Ask for Feedback:** Let someone check if it looks good.

Book Project Ideas Based on Educational Levels

Here are very simple book project ideas based on educational levels:

Book Project Ideas Elementary

1. **Storyboard:** Draw key scenes from the book.
2. **Character Poster:** Make a poster of your favorite character.
3. **Book Diorama:** Create a 3D scene from the story.
4. **Book Review:** Write a short review of the book.
5. **Alternative Ending:** Write a new ending.
6. **Character Journal:** Write a journal entry as a character.
7. **Timeline:** Draw a timeline of the book's events.
8. **New Book Cover:** Create a new cover.
9. **Create a Quiz:** Make a quiz about the book.
10. **Story Map:** Draw a map of the places in the book.

Book Project Ideas for Middle School

1. **Book Trailer:** Make a short video about the book.
2. **Character Analysis:** Write about a character's growth.
3. **Theme Poster:** Make a poster of the main theme.
4. **Letter to Author:** Write a letter to the author.
5. **Book Comparison:** Compare the book to a movie.
6. **Newspaper Article:** Write an article about the book.
7. **Poem or Song:** Write a poem or song based on the book.
8. **Character Debate:** Write a conversation between two characters.
9. **Diary Entry:** Write a diary entry as a character.
10. **Setting Drawing:** Draw a scene from the book.

Book Project Ideas High School

1. **Literary Essay:** Write an essay on the book's themes.
2. **Creative Story:** Write a new story inspired by the book.
3. **Compare Book and Movie:** Compare the book to a movie.
4. **Research Project:** Research the history behind the book.
5. **Group Discussion:** Lead a discussion about the book.

6. **Character Growth Chart:** Show how a character changes.
7. **Social Media Profile:** Create a social media page for a character.
8. **Collage:** Make a collage based on the book.
9. **Modern Version:** Rewrite the story in today's world.
10. **Book Playlist:** Make a playlist that matches the book.

Book Project Ideas College

1. **Critical Review:** Write a detailed review of the book.
2. **Comparative Paper:** Compare this book to another one.
3. **Research Paper:** Write about the book's main themes.
4. **Literary Theory:** Analyze the book using a literary theory.
5. **Author Research:** Research the author's background.
6. **Presentation:** Create a presentation about the book.
7. **Book Discussion:** Organize a group discussion on the book.
8. **Bibliography:** Create a list of resources related to the book.
9. **Symbolism:** Write about the symbols in the book.
10. **Interviews:** Talk to people about the book.

See also [119+ Fun and Easy Leaf Craft Ideas for School Project](#)

Book Project Ideas Based on Grades

Here are simple book project ideas by grade level:

Book Project Ideas for 4th Grade

1. **Character Drawing:** Draw your favorite character.
2. **Book Review:** Write a short review.
3. **Story Summary:** Write a short summary.
4. **Book Poster:** Create a poster for the book.
5. **New Ending:** Write a new ending.
6. **Scene Diorama:** Build a 3D scene from the book.
7. **Character Comparison:** Compare two characters.
8. **Book Cover:** Design a new cover.
9. **Timeline:** Draw a timeline of events.
10. **Favorite Quote:** Pick a quote and explain it.

Book Project Ideas for 5th Grade

1. **Character Journal:** Write a journal from a character's point of view.
2. **Book Trailer:** Make a video about the book.
3. **Theme Poster:** Make a poster about the book's theme.
4. **Letter to Author:** Write a letter to the author.
5. **Scene Drawing:** Draw your favorite scene.
6. **Compare Book and Movie:** Compare the book to its movie.
7. **Character Interview:** Write an interview with a character.
8. **Book Review Presentation:** Share your review with the class.
9. **Creative Ending:** Write a new ending.
10. **Character Traits Chart:** List the character traits.

Book Project Ideas 6th Grade

1. **Book Trailer:** Make a video trailer.
2. **Creative Writing:** Write a short story based on the book.
3. **Book Comparison:** Compare with another book.
4. **Character Growth:** Write about how the character changes.
5. **Character Collage:** Create a collage for a character.
6. **Theme Essay:** Write about the theme.
7. **Setting Map:** Draw a map of the setting.
8. **Poem:** Write a poem based on the book.
9. **Character Speech:** Write a speech for a character.
10. **Social Media Profile:** Create a profile for a character.

Book Project Ideas for 3rd Graders

1. **Character Drawing:** Draw your favorite character.
2. **Book Summary:** Write a short summary.
3. **New Book Cover:** Make a new cover.
4. **Favorite Scene:** Draw your favorite part.
5. **Book Poster:** Make a poster.
6. **Character Traits:** Write about the main character's traits.
7. **Timeline:** Draw a timeline of events.
8. **Book Review:** Write a short review.
9. **Scene Diorama:** Make a diorama of a scene.
10. **Alternative Ending:** Write a new ending.

Book Project Ideas for 6th Graders

1. **Book Report:** Write a detailed report.
2. **Character Scrapbook:** Make a scrapbook for a character.
3. **Theme Presentation:** Present the book's theme.
4. **Creative Ending:** Write your version of the ending.
5. **Character Journey:** Write about the character's journey.
6. **Poster with Quotes:** Make a poster with quotes.
7. **Compare Books:** Compare this book with another.
8. **Book Soundtrack:** Pick songs for the book.
9. **Interview a Character:** Write an interview.
10. **Scene Drawing:** Draw the most exciting scene.

Book Project Ideas for Students

Here are 10 simple book project ideas for students with more details:

Character Drawing

- **What to Do:** Draw your favorite character.
- **Details:** Add details that show their personality and explain why you picked them.

Book Review

- **What to Do:** Write a short review of the book.
- **Details:** Share what you liked or didn't like and why. Mention your favorite part.

Book Poster

- **What to Do:** Make a poster about the book.
- **Details:** Include the title, author, pictures, and a short summary.

New Ending

- **What to Do:** Write a new ending.
- **Details:** Change how the book ends and explain why you made that choice.

Book Summary

- **What to Do:** Write a short summary.
- **Details:** Tell the main events of the story in a few sentences.

Scene Diorama

- **What to Do:** Create a 3D scene from the book.
- **Details:** Use materials like cardboard, clay, or paper to make a scene from the story.

Character Interview

- **What to Do:** Write an interview with a character.
- **Details:** Ask the character questions about their actions or feelings in the book.

Timeline of Events

- **What to Do:** Make a timeline of the book's events.
- **Details:** List important events in the order they happen.

Book Soundtrack

- **What to Do:** Choose songs that fit the book.
- **Details:** Pick songs that match the story or the characters and explain why.

Favorite Quote

- **What to Do:** Pick a favorite quote from the book.
- **Details:** Write about why it's meaningful and what it tells you about the story or character.

Book Project Ideas Google Slides

Here are 10 simple book project ideas for Google Slides:

Character Profile

- **What to Do:** Make a slide about a character.
- **Details:** Include their name, traits, and key actions in the story.

Book Summary

- **What to Do:** Create a slide with a short summary.
- **Details:** Write a few sentences about the main events of the book.

Setting Map

- **What to Do:** Design a map of the story's settings.
- **Details:** Show where important scenes take place in the book.

Timeline of Events

- **What to Do:** Make a timeline of the book's events.
- **Details:** List the major events in the order they happen.

Book Cover Design

- **What to Do:** Design a new cover for the book.
- **Details:** Add a title, image, and your own design for the cover.

Character Comparison

- **What to Do:** Compare two characters.
- **Details:** List how they are alike and different.

Favorite Scene

- **What to Do:** Show your favorite scene.
- **Details:** Write why you like the scene and add an image or drawing.

Book Review

- **What to Do:** Write a short review of the book.
- **Details:** Share what you liked or didn't like.

Book Soundtrack

- **What to Do:** Choose songs that match the book.
- **Details:** Explain how each song connects to the book.

New Ending

- **What to Do:** Write a new ending for the book.
- **Details:** Explain how your ending changes the story.

Conclusion


In conclusion, book projects are a great way to learn more about the stories we read. They help you think about the characters, events, and main ideas in the book. Whether you're making a new book cover, writing a review, or creating a timeline, these projects let you show your understanding in fun and creative ways.

You can even try things like rewriting the ending or making a soundtrack for the book. These projects not only help you learn more about the book but also help you improve your writing and creative skills. So, pick a project that you enjoy and have fun with it!

[← Previous Post](#)


[Next Post →](#)

Related Posts



129+ Innovative MSC
Mathematics Project Ideas for
Students

[Leave a Comment / General / By Adam Tesla](#)



50 Most Innovative SUPW
Project Ideas to Test Your Skills

[Leave a Comment / General / By Adam Tesla](#)

Leave a Comment

Your email address will not be published. Required fields are marked *

Type here..

Name*

Save my name, email, and website in this browser for the next time I comment.

Email*

Post Comment »

Website

Recent Posts

135+ Best Roller Coaster Project Ideas

265+ Creative Book Project Ideas

145+ Innovative Rube Goldberg Project Ideas

Top 234+ Ugly Sweater Project Ideas

Unwrap 245+ Best Christmas Project Ideas for a Joyful Season

Categories

[Computer Science](#)

[General](#)

[Humanities](#)


[Mini](#)



Subscribe to Our Newsletter

Subscribe us for latest project ideas on all subjects into your email.

Subscribe



Top Pages

- [Privacy Policy](#)
- [Disclaimer](#)
- [Terms And Conditions](#)

Top Categories

- [Computer Science](#)
- [General](#)
- [Humanities](#)
- [Mini](#)

Follow us on

