



## 211+ Best Science Fair Project Ideas for 3rd Grade

[Leave a Comment / General](#)



Find fun and easy science fair project ideas for 3rd grade. Try simple experiments with plants, magnets, water, and more that make learning science exciting!

Science fairs are a fun way for 3rd graders to learn by doing experiments. You can ask questions, try out ideas, and discover how things work. It's a great way to think, solve problems, and have fun!

In this post, we'll share easy and exciting science fair project ideas just for you. These projects are simple, use things you already have, and teach you cool science facts. You'll explore fun topics like plants, magnets, and water. Let's jump in and enjoy learning science!

## Table of Contents



1. Importance of Science Fair Projects
2. Choosing the Right Project
3. Science Fair Project Ideas for 3rd Grade
4. How to Present Your Science Fair Project?
5. Tips for a Successful Science Fair Project
6. Science Fair Project Ideas for 3rd Grade Biology
7. What are the top 10 science fair projects for 3rd graders?
8. Conclusion

## Importance of Science Fair Projects

Science fair projects are important because they help students learn in a fun way. Here's why they matter:

1. **Encourage Questions:** Students ask questions and learn how things work.
2. **Teach Problem-Solving:** They learn to think and find solutions.
3. **Follow Steps:** Students use the scientific method to test ideas.
4. **Boost Creativity:** Projects help students think of new ideas.
5. **Build Confidence:** Completing a project makes students feel proud.
6. **Improve Communication:** Students learn to explain their ideas clearly.
7. **Prepare for the Future:** Science fairs help students learn skills for later in life.

Science fair projects are fun and teach important skills!

## Choosing the Right Project

Here's how to pick the right project:

1. **Pick What You Like:** Choose something fun that interests you.
2. **Keep It Simple:** Pick a project that's easy to do.
3. **Use What You Have:** Choose a project that uses things you already have.
4. **Ask for Help:** Ask a teacher or parent for ideas if needed.
5. **Think About Time:** Make sure you can finish in time.
6. **Test It First:** Try a small part of the project to make sure it works.

Choose a simple and fun project to enjoy learning!

## Science Fair Project Ideas for 3rd Grade

Here are some of the best science fair project ideas for 3rd grade:

### Life Science

1. Observe how music affects plant growth.
2. Measure how plants grow with different amounts of water.
3. Experiment with growing plants without soil.
4. Compare how seeds sprout in warm and cold water.
5. Study what foods attract ants the most.
6. Count the number of seeds in different fruits.
7. Test if plants can grow upside down.
8. Investigate how earthworms help plants grow.
9. Test how different light types affect plant growth.
10. Observe which flower colors attract the most bees.

### Physical Science

1. Test which objects sink or float in water.
2. Measure how different surfaces affect a toy car's speed.
3. Explore freezing different types of liquids.
4. Build and test how far paper airplanes of different sizes fly.
5. Create a rainbow using water and a flashlight.
6. Test how magnets work through different materials.
7. Design a parachute using different materials.
8. Compare how weight affects balls rolling down ramps.
9. Observe which types of balls bounce the highest.

10. Test how sunlight affects the temperature of colored objects.

## **Earth Science**

1. Test which type of soil holds the most water.
2. Create a model volcano and simulate an eruption.
3. Track how shadows change throughout the day.
4. Make a cloud using a jar and household items.
5. Observe how liquids like vinegar affect rocks.
6. Watch what happens to water as it evaporates.
7. Test how plants can prevent soil erosion.
8. Experiment with how wind moves sand.
9. Record weather patterns over a week.
10. Build a model showing Earth's layers.

## **Chemistry**

1. Mix baking soda and vinegar to observe reactions.
2. Test how candy coatings dissolve in different liquids.
3. Change the color of celery using dyed water.
4. Compare which liquids clean coins the best.
5. Measure how temperature affects sugar dissolving in water.
6. Create a homemade lava lamp with oil and water.
7. Observe how bubbles form and behave in the cold.
8. Test how Mentos react with different types of soda.
9. Observe how various liquids affect the melting speed of ice.
10. Make and compare different slime recipes.

## **Engineering and Technology**

1. Build a bridge using popsicle sticks and test its strength.
2. Experiment with wheel sizes and their effect on speed.
3. Create a working pulley system with household materials.
4. Build a robot hand using straws and string.
5. Test which paper shapes can hold the most weight.
6. Construct a water filter using basic materials.
7. Design a windmill that spins using simple tools.
8. Measure how ramp angles change car speed.

9. Test which boat shapes float best.
10. Observe how weight impacts a structure's stability.

See also [144+ Innovative Science Fair Project Ideas For Students](#)

## Environmental Science

1. Study how recycling helps reduce waste.
2. Experiment with the water needs of different plants.
3. Test how pollutants affect water clarity.
4. Grow plants using homemade compost.
5. Observe how quickly various materials decompose.
6. Build a simple solar oven and cook food.
7. Study the effects of too much fertilizer on plants.
8. Create ways to conserve water at home.
9. Observe how worms improve soil quality.
10. Design ways to reduce plastic waste.

## Weather Science

1. Build a simple weather vane to track wind direction.
2. Observe how temperature affects rainfall.
3. Create a tornado model in a jar.
4. Record weather changes over a month.
5. Show how clouds form using basic tools.
6. Build a homemade rain gauge to measure rainfall.
7. Test how wind speed changes with different fan settings.
8. Study what happens during a hurricane using models.
9. Measure temperature differences in sun and shade.
10. Create snowflake shapes using craft materials.

## Space Science

1. Make a model showing Moon phases.
2. Build a solar system model with planets.
3. Explain day and night using a flashlight and globe.
4. Experiment with gravity by dropping objects of different sizes.

5. Show how astronauts live in space.
6. Demonstrate a lunar eclipse with a flashlight and balls.
7. Compare gravity on different-sized planets.
8. Explain what meteors are made of.
9. Create a small rocket using household items.
10. Use a simple telescope to observe distant objects.

## **Physics**

1. Test how boat shapes affect weight capacity.
2. Measure the speed of rolling objects on ramps.
3. Observe how friction changes movement on surfaces.
4. Build a pendulum and study its swing patterns.
5. Drop objects of different weights and observe the results.
6. Observe how light bends through water.
7. Study how sound travels through solids, liquids, and air.
8. Stretch a rubber band to explore its elastic properties.
9. Experiment with levers to make lifting objects easier.
10. Test how paper planes behave in different wind conditions.

## **Biology**

1. Observe how different fruits ripen over time.
2. Compare the strength of different types of spiderwebs (using string).
3. Study how snails react to different surfaces.
4. Test which type of birdseed attracts the most birds.
5. Observe how fingerprints differ between family members.
6. Measure how much water plants lose through their leaves.
7. Study how different types of worms move through soil.
8. Test which foods mold the fastest.
9. Examine how fish respond to different tank decorations.
10. Observe how different pets react to the same sound.

## **Energy Science**

1. Create a simple circuit using batteries and wires.
2. Test which materials conduct electricity best.
3. Make a wind turbine and test how it generates power.

4. Build a small waterwheel and observe how it works.
5. Experiment with solar panels to power a small device.
6. Compare the heat generated by different light bulbs.
7. Use lemon juice to create a simple battery.
8. Measure how far a rubber band-powered car can go.
9. Study how magnets affect electricity in wires.
10. Observe how gears transfer energy in machines.

## **Ecology**

1. Observe how bees pollinate flowers in a small garden.
2. Study how frogs respond to different water conditions.
3. Test how shade impacts moss growth.
4. Measure how insects respond to light and dark areas.
5. Study the habitats of ants in your yard.
6. Create a small ecosystem in a jar and observe changes.
7. Test how water pollution affects plant growth.
8. Observe which areas in your yard have the most biodiversity.
9. Study the migration habits of local birds.
10. Test how sunlight impacts the activity of animals.

## **Food Science**

1. Observe how different storage methods affect bread mold.
2. Test how sugar content affects the freezing speed of liquids.
3. Compare how quickly fruits brown in air.
4. Measure how salt impacts the boiling time of water.
5. Study the best conditions to grow yeast.
6. Test which type of oil is best for cooking popcorn.
7. Compare how different drinks stain teeth (using eggshells).
8. Study how temperature changes affect butter.
9. Observe how pasta absorbs different sauces.
10. Measure how acidity changes the taste of lemonade.

## **Health Science**

1. Compare how different activities affect heart rates.
2. Study the impact of screen time on sleep.

3. Measure how sugary drinks affect energy levels.
4. Observe the effects of handwashing on germ reduction.
5. Compare the hydration levels of various drinks.
6. Study how different exercises improve flexibility.
7. Observe the effect of stretching on athletic performance.
8. Compare how long different soaps keep hands clean.
9. Study how sunlight affects skin (using UV-sensitive beads).
10. Observe the impact of breakfast on attention span.

## Zoology

1. Study the eating habits of your pet at different times.
2. Observe how pets respond to different types of toys.
3. Test how animals react to different sounds.
4. Measure how far frogs jump under various conditions.
5. Observe which flowers attract the most butterflies.
6. Study the sleeping patterns of pets.
7. Test how temperature affects fish activity.
8. Observe the digging behavior of small animals like hamsters.
9. Study how birds choose where to perch.
10. Test which type of dog treat is preferred most.

See also [Discover Fascinating Science Project Ideas for Class 8](#)

## Robotics

1. Build a robot that can follow a simple path.
2. Test how different wheels affect a robot's movement.
3. Program a robot to sort small objects.
4. Design a robot arm to pick up lightweight items.
5. Create a robot that reacts to light.
6. Measure the speed of a robot with various motor settings.
7. Build a robot that can avoid obstacles.
8. Test how a robot responds to different surfaces.
9. Experiment with sensors to make a robot stop at walls.
10. Build a simple robotic claw using household materials.



## **Environmental Engineering**

1. Build a water-saving device for gardening.
2. Create a small compost bin for your school.
3. Design a reusable bag from old clothes.
4. Build a solar-powered fan.
5. Create a system to collect and reuse rainwater.
6. Test how to clean dirty water with homemade filters.
7. Build a small wind-powered device to lift objects.
8. Design an eco-friendly birdhouse.
9. Test how to reduce heat loss in a model home.
10. Make a mini green roof and observe its insulation effect.

## **Behavioral Science**

1. Study how music affects focus while studying.
2. Test how color impacts mood.
3. Observe how children react to different flavors of food.
4. Measure how people respond to optical illusions.
5. Test how smells affect memory recall.
6. Observe how people make choices under time pressure.
7. Study how light levels impact reading comprehension.
8. Test how group size affects decision-making.
9. Observe how kids respond to different incentives.
10. Study how different games improve memory.

## **Renewable Energy**

1. Build a simple solar-powered car.
2. Test the efficiency of different windmill blade designs.
3. Create a small hydropower system using water flow.
4. Test how to store energy with simple batteries.
5. Build a solar water heater and measure its efficiency.
6. Design a wind-powered light system.
7. Experiment with capturing heat using black surfaces.
8. Test how plants can produce electricity (bio-energy).
9. Compare how solar panels work under different weather.
10. Build a working model of a tidal energy system.

# Fun and Creative Science

1. Build a balloon-powered car.
2. Create a glitter lava lamp with household items.
3. Test which DIY slime recipe works best.
4. Build a tower using marshmallows and toothpicks.
5. Create and launch a mini rocket with baking soda.
6. Build a simple musical instrument using rubber bands.
7. Make a magic milk experiment with food coloring.
8. Test how different paper airplane designs fly.
9. Create a colorful density column with liquids.
10. Observe what happens when mixing oil and water with soap.

## How to Present Your Science Fair Project?

Here's how to present your project:

1. **Know Your Project:** Understand your project well so you can explain it clearly.
2. **Practice Talking:** Practice speaking about your project in front of a mirror or with family.
3. **Keep It Simple:** Explain your project step by step in a simple way.
4. **Use Visuals:** Use pictures, charts, or your project model to show your work.
5. **Be Confident:** Stand tall, speak clearly, and smile while talking about your project.
6. **Answer Questions:** Be ready to answer simple questions from judges or others.
7. **Stay Calm:** Don't worry if you make a mistake. Just stay calm and keep going.

With practice, you can present your project confidently and have fun sharing what you learned!

## Tips for a Successful Science Fair Project

Here are the tips for a successful science fair project:

1. **Start Early:** Begin your project with enough time to finish.
2. **Pick a Fun Topic:** Choose something you enjoy.
3. **Follow the Steps:** Use the scientific method—ask, plan, and test.
4. **Stay Organized:** Keep your work neat and everything in order.
5. **Take Notes:** Write down everything you do.
6. **Ask for Help:** Ask for help if you need it.
7. **Practice Your Presentation:** Talk about your project before the fair.

8. **Stay Positive:** Keep a good attitude and have fun.

By staying organized and practicing, your project will be a success!

## Science Fair Project Ideas for 3rd Grade Biology

Here are some of the best science fair project ideas for 4rd grade biology

### Plant Growth

**Objective:** Test how sunlight affects plant growth.

**Steps:**

- Grow two plants: one in full sunlight, one in partial sunlight.
- Measure and compare how tall they grow.

**Materials:** Pots, soil, seeds, ruler, sunlight.

### Seed Germination

**Objective:** See how seeds sprout in different conditions.

See also [281+ Interesting Social Studies Fair Project Ideas With PDF](#)

**Steps:**

- Plant different seeds (beans, corn, peas).
- Watch and record which seeds sprout first.

**Materials:** Seeds, soil, pots, water, sunlight.

### Water and Plants

**Objective:** Find out if plants grow better with more or less water.

**Steps:**

- Water some plants a lot, and others less.

- Compare how they grow over time.

**Materials:** Pots, plants, water, ruler.

## Leaf Colors

**Objective:** See if different colors of light change leaf color.

**Steps:**

- Place plants under different colored lights (red, blue, etc.).
- Watch for any changes in leaf color.

**Materials:** Plants, colored lights, pots.

## Insect Behavior

**Objective:** Study how insects react to different foods.

**Steps:**

- Place food (sugar, fruit, veggies) in different spots.
- Observe which food attracts more insects.

**Materials:** Food (sugar, fruit, etc.), insects, observation area.

## Mold Growth

**Objective:** See how mold grows on bread in different places.

**Steps:**

- Put bread in warm and cool areas.
- Compare how fast mold grows.

**Materials:** Bread, plastic bags, warm/cool places.

## Animal Habitats

**Objective:** Find out what animals need in their habitat.

**Steps:**

- Set up a home for an animal (like a fish or frog).
- Measure things like water temperature and **humidity**.

**Materials:** Tank, water, thermometer, animals.

## Butterfly Life Cycle

**Objective:** Watch the stages of a butterfly's life.

**Steps:**

- Watch and document how a caterpillar changes into a butterfly.
- Track the different stages.

**Materials:** Caterpillars, food, notebook.

## Flower Pollination

**Objective:** Study how insects help flowers grow.

**Steps:**

- Watch which insects visit flowers and help pollinate them.
- Write down your observations.

**Materials:** Flowers, insects, notebook.

## Healthy Diet for Plants

**Objective:** Test how different nutrients help plants grow.

**Steps:**

- Use different fertilizers to grow plants.
- Compare their growth.

**Materials:** Plants, soil, fertilizers, water.

These are simple and fun biology ideas for a 3rd-grade science fair!

# What are the top 10 science fair projects for 3rd graders?

Here are the top 10 science fair projects for 3rd graders:

## Plant Growth and Sunlight

**Objective:** Test how sunlight affects plant growth.

**Steps:**

- Grow two plants: one in sunlight and one in partial sunlight.
- Measure their growth each day.

**Materials:** Pots, soil, seeds, ruler, sunlight.

**Outcome:** See which plant grows better in sunlight.

## Seed Germination

**Objective:** See which seed grows the fastest.

**Steps:**

- Plant different seeds (beans, corn, peas).
- Track when they sprout.

**Materials:** Pots, seeds, water.

**Outcome:** Find out which seed grows fastest.

## Water and Plant Growth

**Objective:** Find out how much water plants need.

**Steps:**

- Water plants with different amounts (too little, just right, too much).
- Measure their growth.

**Materials:** Pots, soil, plants, water, ruler.

**Outcome:** Learn the best amount of water for plants.

## Volcano Eruption Model

**Objective:** Make a volcano erupt.

**Steps:**

- Build a volcano using clay or paper.
- Use baking soda and vinegar to make it erupt.

**Materials:** Clay, baking soda, vinegar, tray.

**Outcome:** Show how volcanoes erupt.

## Making a Rainbow

**Objective:** Create a rainbow with light.

**Steps:**

- Place a mirror in a glass of water.
- Shine sunlight at the mirror to see the rainbow.

**Materials:** Glass, water, mirror, sunlight.

**Outcome:** Learn how light makes a rainbow.

## Crystal Growth

**Objective:** Grow crystals from a solution.

**Steps:**

- Mix salt or sugar with warm water.
- Watch crystals grow over time.

**Materials:** Salt or sugar, water, jar.

**Outcome:** See how crystals form.

## Magnetism

**Objective:** Test what is magnetic.

**Steps:**

- Use a magnet to test objects like coins, paper clips, and plastic.
- Record which items stick.

**Materials:** Magnet, objects (metal, plastic, wood).

**Outcome:** Find out which materials are magnetic.

## **Insect Behavior**

**Objective:** Watch how insects react to food or light.

**Steps:**

- Place food in different spots and watch insects.

**Materials:** Insects, food, container.

**Outcome:** Learn how insects behave.

## **Mold Growth**

**Objective:** See how mold grows on bread.

**Steps:**

- Place bread in warm, cool, and dark areas.
- Observe mold growth.

**Materials:** Bread, plastic bags, warm/cool spots.

**Outcome:** Understand how mold grows.

## **Fizzy Reactions**

**Objective:** Explore how acids react with baking soda.

**Steps:**

- Mix baking soda with vinegar or lemon juice.



- Observe the fizz.

**Materials:** Baking soda, vinegar, lemon juice.

**Outcome:** Learn about chemical reactions.

These projects are simple and fun for 3rd graders!

## Conclusion



In conclusion, science fair projects for 3rd graders are a fun way to learn about science. These projects let students explore new ideas and experiments, helping them understand how the world works. Whether it's growing plants, testing magnets, or learning about the water cycle, there are lots of simple and exciting topics to try.

The best projects are easy to do, using simple materials that are easy to explain. Encouraging students to ask questions, make guesses, and watch what happens helps them learn important skills.

At the end, a great science project can boost confidence and make students excited about learning more. With a little guidance, 3rd graders can have a fun, hands-on experience and discover the joy of science!

[← Previous Post](#)

## Related Posts



## 129+ Innovative MSC Mathematics Project Ideas for Students

[Leave a Comment](#) / [General](#) / [By Adam Tesla](#)

## 50 Most Innovative SUPW Project Ideas to Test Your Skills

[Leave a Comment](#) / [General](#) / [By Adam Tesla](#)

### Leave a Comment

Your email address will not be published. Required fields are marked \*

Type here..

Name\*

Email\*

Website

Save my name, email, and website in this browser for the next time I comment.

[Post Comment »](#)

## Recent Posts

211+ Best Science Fair Project Ideas for 3rd Grade

245+ Fun & Easy Commercial Ideas for School Project

210+ Creative Santa New Suit Project Ideas

135+ Best Roller Coaster Project Ideas

265+ Creative Book Project Ideas

## Categories

Computer Science

General


Humanities

Mini



## Subscribe to Our Newsletter

Subscribe us for latest project ideas on all subjects into your email.



Email address

Subscribe

## Top Pages

Privacy Policy  
Disclaimer  
Terms And Conditions

## Top Categories

Computer Science  
General  
Humanities  
Mini

## Follow us on

