



222+ Creative Final Art Project Ideas High School

[Leave a Comment](#) / [General](#)



Looking for final art project ideas high school? Check out simple and creative ideas for painting, drawing, sculpture, and digital art to show off your skills and style.

Are you struggling with your final high school art project? If yes, then it is your chance to get a creative and unique style for your project. There are a lot of ways to express yourself with your art with final high school projects. It is not limited to painting, drawing, and digital art, there are a lot more to explore and implement.

It also allows you to explore new opportunities and try new techniques to create something impressive. It also gives you enough chance to challenge yourself and generate some fresh ideas. In this blog post, we are going to explore some of the outstanding final high school art projects.

Let's dive into this blog post to explore ideas that can fit your needs.

Table of Contents



1. Importance of the Final Art Project in High School
2. Understanding the Final Art Project Requirements
3. Final Art Project Ideas High School
4. Art and Technology Integration
5. Tips for a Successful Art Project
6. What to do for a final art project?
7. How do I get ideas for an art project?
8. How do you choose a good topic for an art project?
9. Can you do art school online?
10. High School Art Program Application Requirements
11. How to apply to high school art programs?
12. Simple Final Art Project Ideas High School
13. Final Art Project Ideas High School Easy
14. Quick Art Projects for High School
15. Advanced Art Projects For High School Students
16. Art Project ideas for high school students
17. Final Art Project Ideas High School Free
18. Conclusion

Importance of the Final Art Project in High School

Have a close look at the importance of the final art project in high school:

Reason	Why It's Important
Shows What You've Learned	It shows how much you've improved and what you can do.
Expresses Who You Are	You can share your own style and ideas.
Boosts Confidence	Finishing the project makes you feel proud of your work.
Helps with the Future	It can be part of your portfolio for college or jobs.
Encourages Creativity	The project lets you try new things and get creative.
Gives a Sense of Accomplishment	Completing it feels rewarding and shows your effort.

Understanding the Final Art Project Requirements

Let's have a close look at the final art project requirements:

Review the Project Brief

- Read the instructions.
- Understand what is needed (type of art, size, materials).

Check for Specific Guidelines

- Look for any rules (e.g., colors, style, materials).
- Note the deadline and submission details.

Understand the Purpose

- Know the goal of the project (e.g., show creativity, tell a story).
- Identify who will see it (e.g., teacher, gallery).

List the Evaluation Criteria

- Know what will be graded (e.g., technique, creativity, theme).
- Focus on these points to get the best grade.

This will help you understand exactly what is expected for your art project!

Final Art Project Ideas High School

Here are some of the best final art project ideas high school:

Traditional Art

- Still life drawing of everyday objects
- Nature sketching outdoors
- Portrait painting with oils or acrylics
- Creating a self-portrait using colored pencils
- Watercolor landscape painting
- Still life using chalk pastels
- Abstract painting with brushstrokes
- Charcoal drawing of human figures
- Collage using paper scraps
- Painting a cityscape with acrylics

Digital Art

- Design a digital portrait using drawing software
- Create a fantasy character in digital form
- Design a digital poster for a fictional movie
- Illustrate a digital comic strip
- Create a surreal landscape using digital tools
- Digital animation of a walking character
- Vector art design of a logo

- Paint a digital abstract piece with gradients
- Create a simple GIF of an animal
- Design a futuristic cityscape digitally

Photography

- Capture nature shots during the golden hour
- Take black-and-white portrait photos
- Create a themed photo series
- Shoot architectural photos of historical buildings
- Try long-exposure photography at night
- Document an everyday scene in an artistic way
- Capture a silhouette at sunset
- Experiment with reflections in photography
- Create a photo story that tells a narrative
- Capture the essence of a city in a photo series

Sculpture & 3D Art

- Create a clay sculpture of an animal
- Build a wireframe sculpture of a person
- Carve a small wooden sculpture
- Use recycled materials to create a 3D art piece
- Design a 3D abstract structure with paper
- Sculpt a detailed bust of a historical figure
- Create a small figurine from polymer clay
- Make a geometric sculpture from metal or wood
- Build a cardboard model of a building
- Design a 3D paper art landscape

Printmaking

- Create a linocut print of a floral design
- Try monotype printmaking with a simple design
- Carve a stamp and use it to print on fabric
- Experiment with screen printing on fabric
- Create a series of etchings based on nature
- Make a hand-carved woodblock print

- Create a pattern with stamp prints
- Try cyanotype printing with natural objects
- Print a design onto a tote bag
- Create a print series inspired by geometric shapes

Pop Culture Art

- Design a character based on your favorite superhero
- Reimagine a movie scene as a painting
- Create a poster inspired by a classic film
- Illustrate a scene from a popular book
- Draw a fan art portrait of a musician
- Design your own version of a famous cartoon character
- Create pop art inspired by Andy Warhol
- Illustrate your favorite video game character
- Create a comic strip based on a TV show
- Draw a parody of a famous pop culture moment

Abstract Art

- Create an abstract piece with bold geometric shapes
- Paint a color field with varying shades of one color
- Experiment with texture in an abstract painting
- Try fluid acrylic pouring for an abstract effect
- Create a minimalist abstract painting with simple shapes
- Create a dynamic abstract landscape
- Design a piece using only lines and shapes
- Explore color theory in an abstract piece
- Draw an abstract version of a self-portrait
- Create an abstract piece based on music

Street Art & Graffiti

- Create a unique graffiti tag
- Design a stencil for street art
- Paint a mural inspired by urban life
- Create a pop culture graffiti piece
- Paint a spray paint portrait on canvas

- Design a social justice message in graffiti style
- Create graffiti art on fabric for a t-shirt
- Design a series of stickers with graffiti-style art
- Create a street art inspired poster
- Paint a mural celebrating your community

Fantasy & Sci-Fi Art

- Design a futuristic city with flying cars
- Create a portrait of an alien or extraterrestrial being
- Illustrate a magical forest scene
- Design a steampunk character
- Paint a dragon flying over a fantasy landscape
- Illustrate a space exploration scene
- Create a cyberpunk cityscape at night
- Design a sci-fi creature with detailed features
- Draw a futuristic weapon or gadget
- Paint a time travel scene using visual storytelling

Historical Art & Period Styles

- Create an Egyptian-inspired hieroglyphic design
- Paint a Baroque-style portrait with dramatic lighting
- Recreate a classical Greek myth in art
- Draw a medieval knight in full armor
- Design a Renaissance-style still life
- Create a Victorian fashion illustration
- Paint a 16th-century-inspired still life scene
- Design a 1920s Art Deco poster
- Paint a Roman-style mosaic
- Recreate a famous scene in the Impressionist style

See also [99+ Creative Balloon Project Ideas](#)

Interactive & Participatory Art

- Create a collaborative painting with friends

- Design an interactive digital artwork
- Build a sculpture that moves when touched
- Create a community mural with group input
- Design an artwork that changes with sound
- Create an art piece using augmented reality
- Build a public art installation that people can walk through
- Create a painting with elements that can be rearranged
- Design a piece that involves audience participation
- Build an interactive art piece using technology

Character & Creature Design

- Design a futuristic robot with special abilities
- Draw a mythical creature with unique features
- Design a superhero costume and powers
- Create an animal hybrid character
- Draw a fantasy villain with magical powers
- Design a historical figure reimagined in modern times
- Create a warrior character with detailed armor
- Illustrate a sci-fi creature for a movie
- Create a cute, friendly alien design
- Design a steampunk-inspired animal character

Art Therapy Projects

- Create a visual representation of your emotions
- Draw a mandala for relaxation and mindfulness
- Paint an abstract piece to express your feelings
- Design a piece based on a positive affirmation
- Create a journal entry with sketches of your thoughts
- Experiment with coloring for stress relief
- Paint a gratitude tree with things you're thankful for
- Sketch a calming nature scene to relax
- Create a piece inspired by your favorite memories
- Use art to depict a hopeful future vision

Digital Media & Animation

- Create a short animation featuring a character
- Design a looping GIF for a social media post
- Illustrate a 3D character using modeling software
- Design a motion graphic for a short ad
- Create a video game concept art
- Create an animated webtoon series
- Build an interactive animation that responds to clicks
- Design visual effects for a short film
- Create a digital comic with sound effects
- Design a music video storyboard for a song

Fantasy & Surreal Art

- Paint a dreamscape inspired by a recent dream
- Create a surreal portrait with floating elements
- Design a world where gravity doesn't exist
- Paint a creature from an alternate reality
- Illustrate a scene where the impossible happens
- Create a world with distorted perspectives
- Design a scene where everyday objects are out of place
- Paint an impossible architectural structure
- Draw a surreal still life with unusual items
- Create a fantasy creature in an otherworldly environment

Crafts & Handmade Art

- Create a DIY dreamcatcher with beads and feathers
- Paint a simple design on a clay pot
- Make your own candles with unique shapes
- Create a macrame wall hanging
- Design a personalized wooden sign
- Create jewelry using upcycled materials
- Paint a custom t-shirt with fabric paint
- Make a paper mâché sculpture
- Handcraft soap with natural ingredients
- Knit a cozy scarf for winter

Upcycled Art

- Create a sculpture using old newspapers
- Design a flower pot using plastic bottles
- Make jewelry from broken pieces of glass
- Recycle old cardboard into a piece of art
- Design a mosaic with broken plates
- Create a painting from fabric scraps
- Turn old shoes into a decorative art piece
- Make a mobile out of metal cans
- Repurpose old books into a 3D art sculpture
- Create a recycled art installation

Mixed Media Art

- Combine paint and fabric to create a textured piece
- Use newspaper clippings in a collage art piece
- Paint over photographs to create an artistic overlay
- Mix paint and pastels in an abstract composition
- Create a sculpture with found materials and paint
- Design an art piece combining photography and paint
- Build a mixed media portrait using photographs and paints
- Combine acrylic paint and ink for a dynamic piece
- Create a piece with textures using clay and paint
- Use tape and paint to create geometric abstract art

Cultural Art

- Paint a scene inspired by Japanese ink wash art
- Design a Mexican folk art-inspired piece
- Create a piece reflecting Aboriginal dot painting
- Illustrate an African tribal mask design
- Paint a mural inspired by Native American traditions
- Create a vibrant piece based on Indian henna patterns
- Recreate a Chinese landscape painting
- Design an art piece inspired by Middle Eastern mosaics
- Paint a piece influenced by Inuit art styles
- Illustrate a European folk art scene

Visionary & New Media Art

- Create a digital artwork inspired by virtual reality
- Design a piece using augmented reality tools
- Use 3D printing to make a futuristic sculpture
- Build a kinetic art installation with moving parts
- Design a virtual space that people can interact with
- Create a piece with mixed media and light elements
- Develop a multimedia art project using sound and visuals
- Experiment with projection mapping on buildings
- Design a game that incorporates interactive art
- Create an artwork that reacts to sound through sensors

Art and Technology Integration

Here are the best ways to do art and technology integration:

Using Digital Tools for Creation

- Use apps like Photoshop or Procreate to create art.
- Combine drawing with digital editing.

Exploring Interactive Art

- Make art that reacts to touch or movement.
- Use technology like sensors to make art interactive.

Sharing Art Online

- Post your art on social media or websites.
- Share your work or process online.

Experimenting with 3D Art

- Use 3D software to make art.
- Print your 3D designs with a printer.

Technology can make your art more fun and creative!

Tips for a Successful Art Project

Here are some of the best tips for a successful art project:

Plan Ahead

- Decide on your idea before starting.
- Gather all materials you'll need.

Stay Organized

- Keep your workspace clean and tidy.
- Organize your tools and supplies.

Use Your Time Wisely

- Break the project into smaller steps.
- Set deadlines for each part to stay on track.

Be Creative

- Try new techniques and ideas.
- Don't be afraid to experiment.

Pay Attention to Detail

- Focus on the small parts to make your art stand out.
- Double-check your work for mistakes.

Ask for Feedback

- Get opinions from others to improve your project.
- Use feedback to make changes if needed.

By following these tips, your art project will be successful and enjoyable!

What to do for a final art project?

Have a close look at what you can do for a final art project:

Choose Your Idea

- Pick something you like or feel excited about.
- Think about what you want to show with your art.

Pick Your Materials

- Decide what you'll use (e.g., paint, clay, digital tools).
- Get all your supplies ready.

Make a Plan

- Sketch or think about how you want your art to look.
- Break it down into smaller steps.

Create Your Art

- Start working on your project.
- Focus on the details and take your time.

Review and Improve

- Check if it looks like what you imagined.
- Make any changes or add finishing touches.

See also [119+ Fun and Easy Leaf Craft Ideas for School Project](#)

Show Your Art

- Get it ready to display or share.
- Talk about your idea and how you made it.

This simple plan will help you finish your art project!

How do I get ideas for an art project?

Here are the tips to get ideas for an art project:

Look Around

- Find ideas in nature, people, or everyday things.
- Notice colors, shapes, and patterns.

Check Art Online

- Look at art on websites or social media for inspiration.
- See different styles and ideas.

Think About Your Feelings

- Create art based on how you feel or something personal.
- Use art to tell a story or show emotions.

Try New Materials

- Use different tools, like markers, clay, or digital art.
- Mix materials to see what happens.

Ask Others

- Get ideas from friends, family, or teachers.
- See what they think or suggest.

These tips can help you come up with great ideas for your art project!

How do you choose a good topic for an art project?

Here are the best tips to choose a good topic for an art project:

Pick What You Like

- Choose something that excites you.
- It will be more fun to work on.

Think About What You Can Do

- Choose a topic that matches your skills.
- Pick something you can create with the tools you have.

Consider What You Want to Say

- Think about what you want your art to express.
- Pick a topic that helps tell your story.

Look for Ideas

- Find inspiration in nature, books, or everyday things.
- See what sparks your creativity.

Make Sure It's Possible

- Choose something you can finish in the time you have.
- Make sure you have the materials needed.

These steps will help you pick the right topic for your art project!

Can you do art school online?

Yes, you can do art school online! Here's how:

Online Art Programs

- Many schools offer full art degrees or certificates online.
- You can study drawing, painting, graphic design, or other art forms.

Flexible Learning

- Online art programs often let you learn at your own pace.
- You can work from home or anywhere.

Access to Resources

- Online courses provide video lessons, tutorials, and materials.
- You can join online communities for feedback and support.

Interaction with Instructors

- You can still get feedback from teachers through video calls or emails.
- Some programs offer live classes or workshops.

Affordable Options

- Online art school can be more affordable than traditional in-person programs.
- You can find options that fit your budget.

Online art school gives you the chance to learn and improve your art skills from anywhere!

High School Art Program Application Requirements

Have a close look at high school art program application requirements:

Application Form

- Fill out the form with your details.
- Include your contact info and school history.

Portfolio

- Submit your best artwork.
- Show different styles and materials you use.

Recommendation Letters

- Get letters from teachers or mentors.
- They should talk about your art skills and work ethic.

Personal Statement

- Write why you want to join the art program.
- Share your passion for art and your goals.

Transcript

- Submit your high school grades.
- Include any art classes you've taken.

Interview (Optional)

- Some schools may ask for an interview.
- Be ready to talk about your art and why you want to join.

These steps will help you apply to a high school art program!

How to apply to high school art programs?

Here are the best tips to apply to high school art programs:

Find Art Programs

- Look for schools or programs that offer art classes.
- Choose one that fits your interests.

Check Requirements

- Read the application instructions carefully.
- Make sure you meet all the requirements.

Prepare Your Portfolio

- Pick your best art pieces.
- Show different types of work.

Write Your Personal Statement

- Explain why you want to join the program.
- Share your love for art and your goals.

Ask for Recommendations

- Ask teachers or mentors for letters of recommendation.
- They should talk about your art skills.

Submit Your Application

- Complete the form and send your materials.
- Follow the instructions and deadlines.

Prepare for an Interview (If Needed)

- Some programs may ask for an interview.
- Be ready to talk about your art and why you want to join.

This will help you apply to high school art programs!

Simple Final Art Project Ideas High School

Here are some even simpler final art project ideas for high school students:

Personalized Portrait

- **Materials:** Charcoal, watercolor, or paint.
- **Idea:** Draw a portrait of yourself or someone else.
- **Details:** Add a background that shows something about that person.

Nature-Inspired Art

- **Materials:** Leaves, flowers, or branches.
- **Idea:** Use nature materials for a painting or collage.
- **Details:** Focus on shapes or textures from nature.

Mixed Media Composition

- **Materials:** Paint, paper, and fabric.
- **Idea:** Combine different materials in one artwork.
- **Details:** Create layers to add texture and depth.

Geometric Design

- **Materials:** Paint, markers, or digital tools.
- **Idea:** Make a design with shapes like squares and circles.
- **Details:** Play with colors and patterns.

Street Art-Inspired Canvas

- **Materials:** Spray paint, stencils, and markers.
- **Idea:** Create a street art-style design on canvas.
- **Details:** Use bold colors and fun designs.

Cultural Art Exploration

- **Materials:** Paint or markers.
- **Idea:** Choose a culture and create art based on it.
- **Details:** Use traditional colors, patterns, or symbols.

Fantasy Landscape

- **Materials:** Paint or pastels.
- **Idea:** Create a fantasy or dream-like landscape.
- **Details:** Add imaginative elements like creatures or unusual colors.

Abstract Expressionism

- **Materials:** Paint or markers.
- **Idea:** Create art that shows emotions using colors and shapes.
- **Details:** Focus on feeling, not objects or people.

3D Sculpture from Recycled Materials

- **Materials:** Cardboard, plastic bottles, or recyclables.
- **Idea:** Make a sculpture from recycled materials.
- **Details:** Shape it into something meaningful or fun.

Storytelling Through Art

- **Materials:** Paint or markers.
- **Idea:** Tell a story through a drawing or a series of pictures.

- **Details:** Show different parts of the story with your artwork.

Final Art Project Ideas High School Easy

Here are easy final art project ideas for high school students:

Simple Portrait

- **Materials:** Pencil or markers.
- **Idea:** Draw a portrait of yourself or a friend.
- **Details:** Focus on basic shapes and simple lines.

Collage

- **Materials:** Magazines, scissors, glue.
- **Idea:** Cut out pictures and make a collage.
- **Details:** Arrange the images in a creative way on paper.

Watercolor Landscape

- **Materials:** Watercolor paint and paper.
- **Idea:** Paint a simple scene like a sunset or a beach.
- **Details:** Use soft brush strokes and blend colors.

Abstract Painting

- **Materials:** Paint or markers.
- **Idea:** Create a painting with random shapes and colors.
- **Details:** Play with colors and brushstrokes to make it unique.

See also [234+ Creative Aesthetic Project Ideas](#)

Geometric Drawing

- **Materials:** Pencil and ruler.
- **Idea:** Draw shapes like squares, circles, and triangles.
- **Details:** Use different colors for each shape.

Nature Prints

- **Materials:** Leaves, paint, and paper.
- **Idea:** Dip leaves in paint and press them on paper.
- **Details:** Create a pattern or design using the prints.

Silhouette Art

- **Materials:** Black paper and colored paper.
- **Idea:** Cut out a simple silhouette shape.
- **Details:** Place it on a bright background.

Space Drawing

- **Materials:** Pencil and paper.
- **Idea:** Draw simple shapes and leave some areas blank.
- **Details:** Use shading to create depth.

Clay Figure

- **Materials:** Clay.
- **Idea:** Make a small clay figure like an animal or simple object.
- **Details:** Focus on smooth shapes and details.

Zentangle

- **Materials:** Pen or marker.
- **Idea:** Draw a pattern of repetitive shapes.
- **Details:** Fill the page with different designs.

Quick Art Projects for High School

Here are simple and quick art projects for high school students:

Doodle Drawing

- **Materials:** Pen or markers.
- **Idea:** Draw random shapes and patterns.

- **Details:** Fill up the page with doodles.

Watercolor Wash

- **Materials:** Watercolors and paper.
- **Idea:** Paint a soft, blended background.
- **Details:** Use light colors and let them mix together.

Paper Collage

- **Materials:** Colored paper, scissors, and glue.
- **Idea:** Cut and glue paper pieces together.
- **Details:** Make a simple design or pattern.

Patterned Bookmark

- **Materials:** Markers or colored pencils.
- **Idea:** Draw a pattern on a strip of paper.
- **Details:** Use stripes, dots, or simple designs.

Handprint Art

- **Materials:** Paint and paper.
- **Idea:** Make art using your handprint.
- **Details:** Turn it into something fun, like a tree or animal.

One-Line Drawing

- **Materials:** Pen or pencil.
- **Idea:** Draw an image with one continuous line.
- **Details:** Keep it simple, like a face or animal.

Dot Painting

- **Materials:** Paint or markers.
- **Idea:** Create a picture using only dots.
- **Details:** Arrange the dots to make a shape or design.

Upcycled Art

- **Materials:** Old magazines, cardboard, and glue.
- **Idea:** Make art from recycled materials.
- **Details:** Cut out images or shapes from old magazines.

Abstract Color Blocks

- **Materials:** Paint or markers.
- **Idea:** Draw big blocks of color.
- **Details:** Use bright colors and straight lines.

Shape Stamps

- **Materials:** Foam shapes, ink pads, and paper.
- **Idea:** Stamp shapes onto paper.
- **Details:** Create a fun pattern with the stamps.

Advanced Art Projects For High School Students

Here are advanced art projects for high school students:

Self-Portrait with Mixed Materials

- **Materials:** Paint, fabric, paper, objects.
- **Idea:** Make a self-portrait using different materials.
- **Details:** Show who you are with textures.

Abstract Painting

- **Materials:** Paint, canvas.
- **Idea:** Paint with bold colors and strokes.
- **Details:** Express your emotions with color.

Recycled Sculpture

- **Materials:** Recycled items, glue, paint.
- **Idea:** Make a sculpture from recycled materials.
- **Details:** Create something cool from trash.

Realistic Drawing

- **Materials:** Pencils, charcoal, colored pencils.
- **Idea:** Draw something in detail.
- **Details:** Focus on light and shadows.

Digital Art

- **Materials:** Digital tablet, stylus, software.
- **Idea:** Create a digital drawing or painting.
- **Details:** Use layers to make it stand out.

Life Drawing

- **Materials:** Charcoal, pencil, pastels.
- **Idea:** Draw a person or object in front of you.
- **Details:** Pay attention to shapes and details.

Found Object Collage

- **Materials:** Found objects, glue, paper.
- **Idea:** Make a collage with things you find.
- **Details:** Use objects to tell a story.

Screen Printing

- **Materials:** Screen, ink, stencil.
- **Idea:** Print a design on paper or fabric.
- **Details:** Layer colors for a strong look.

3D Print Sculpture

- **Materials:** 3D printer, modeling software.
- **Idea:** Design and print a sculpture.

- **Details:** Create shapes with a 3D printer.

Interactive Art

- **Materials:** Mixed media, sensors, lights.
- **Idea:** Make art that people can touch or move.
- **Details:** Use sensors or lights for interaction.

Art Project ideas for high school students

Here are some interesting art project ideas for high school students:

Watercolor Landscape

- **Materials:** Watercolor paints, paper, brushes.
- **Idea:** Paint a landscape.
- **Details:** Use colors to show nature.

Abstract Drawing

- **Materials:** Pencils, markers, colored pencils.
- **Idea:** Draw with shapes and colors.
- **Details:** Try patterns and lines.

Collage Art

- **Materials:** Magazines, glue, scissors, paper.
- **Idea:** Make a collage with pictures.
- **Details:** Cut and paste images to create something new.

Clay Sculpture

- **Materials:** Clay, tools.
- **Idea:** Shape a sculpture.
- **Details:** Make a simple figure or object.

Portrait Drawing

- **Materials:** Pencils, erasers, paper.
- **Idea:** Draw a portrait.
- **Details:** Focus on face details.

Digital Art

- **Materials:** Digital tablet, stylus, drawing app.
- **Idea:** Create digital art.
- **Details:** Use shapes and colors on a tablet.

Stencil Art

- **Materials:** Stencils, paint, paper.
- **Idea:** Use stencils for designs.
- **Details:** Try different shapes.

Pop Art Painting

- **Materials:** Paint, canvas, markers.
- **Idea:** Make pop art.
- **Details:** Use bright colors and simple shapes.

Mixed Media Portrait

- **Materials:** Paper, fabric, paint, markers.
- **Idea:** Create a portrait with different materials.
- **Details:** Mix textures and colors.

Photography Project

- **Materials:** Camera or smartphone.
- **Idea:** Take photos with a theme.
- **Details:** Edit the photos after.

Final Art Project Ideas High School Free

Here are more some free final art project ideas high school:

Mixed Media Collage

- **Materials:** Newspapers, magazines, fabric, paint, photos.
- **Concept:** Combine different materials to tell a story or show a theme.
- **Techniques:** Layer items and use different textures and colors.
- **Tips:** Make sure everything looks connected.

Self-Portrait with a Twist

- **Materials:** Paint, charcoal, or digital tools.
- **Concept:** Create a portrait of yourself using abstract shapes or colors.
- **Techniques:** Use colors to show your personality.
- **Tips:** Think about what makes you unique.

Nature-Inspired Art

- **Materials:** Leaves, flowers, rocks, paint, or pencil.
- **Concept:** Create art based on nature, like plants or trees.
- **Techniques:** Draw or paint realistic or creative versions of nature.
- **Tips:** Use real nature items in your work.

Urban Landscape

- **Materials:** Watercolors, acrylics, or pencil.
- **Concept:** Draw or paint a city or neighborhood.
- **Techniques:** Focus on buildings and streets.
- **Tips:** Use a photo or sketch from real life.

Fantasy World

- **Materials:** Paint, digital tools, or mixed media.
- **Concept:** Create a made-up world with creatures and places.
- **Techniques:** Use bright colors and unique designs.
- **Tips:** Think about the story behind your world.

Pop Art Style

- **Materials:** Acrylic paints, markers, or digital tools.

- **Concept:** Turn everyday things into colorful art.
- **Techniques:** Use bright colors and bold lines.
- **Tips:** Look at artists like Andy Warhol for ideas.

Art from Music

- **Materials:** Paint, charcoal, or digital tools.
- **Concept:** Listen to a song and show how it makes you feel in art.
- **Techniques:** Use shapes and colors to match the music's mood.
- **Tips:** Focus on the feelings the song gives you.

Conceptual Art

- **Materials:** Photography, sculpture, or mixed media.
- **Concept:** Make art with a message or idea behind it.
- **Techniques:** Use symbols or abstract forms to show your idea.
- **Tips:** Make sure your message is clear.

Textured Art

- **Materials:** Clay, fabric, sand, or other textured items.
- **Concept:** Create art with different textures that people can feel or see.
- **Techniques:** Layer materials to add texture.
- **Tips:** Think about how texture affects the art's feel.

Digital Art Portfolio

- **Materials:** Digital tools (Photoshop, Procreate, etc.).
- **Concept:** Create a set of digital artworks in different styles.
- **Techniques:** Try digital painting, editing, or design.
- **Tips:** Show a variety of your skills.

These ideas are simple and fun, giving you space to be creative!

Conclusion


To wrap it up, a final art project ideas high school is a perfect chance for you to showcase your creativity or whatever you've learned. It is not limited to any parameter, you can try

anything, and even do some experience with a new style. You can go with any medium of art such as digital art, painting, sculpture, or even photography.

All you need to do is challenge yourself and try new things. Think about what inspires you the most and pick the best that comes into your mind. This project is a great way to reflect on your growth and express yourself. Pick anything you're excited about and share it with others.


[← Previous Post](#)

Related Posts



**129+ Innovative MSC
Mathematics Project Ideas for
Students**

[Leave a Comment / General / By Adam Tesla](#)



**50 Most Innovative SUPW
Project Ideas to Test Your Skills**

[Leave a Comment / General / By Adam Tesla](#)

Leave a Comment

Your email address will not be published. Required fields are marked *

Type here..

Name*

Save my name, email, and website in this browser for the next time I comment.

Email*

[Post Comment »](#)

Website

Recent Posts

[222+ Creative Final Art Project Ideas High School](#)

[151+ Design Thinking Project Ideas For Engineering Students](#)

235+ Creative Final Art Project Ideas

245+ Astonishing Poster Project Ideas to Showcase Creativity

211+ Best Alamo Project Ideas

Categories

[Computer Science](#)

[General](#)

[Humanities](#)


[Mini](#)



Subscribe to Our Newsletter

Subscribe us for latest project ideas on all subjects into your email.

Subscribe



Top Pages

- [Privacy Policy](#)
- [Disclaimer](#)
- [Terms And Conditions](#)

Top Categories

- [Computer Science](#)
- [General](#)
- [Humanities](#)
- [Mini](#)

Follow us on

