



145+ Fresh & Best NHD Project Ideas for Your Next Assignment

[Leave a Comment / General](#)



Looking for easy NHD project ideas? Find simple and fun topics to help you explore history in an engaging way.

National History Day is a great opportunity to explore history most creatively. Whether you're interested in major historical events, historical movements that changed the world, a groundbreaking figure, or anything related to history, you will love to work with NHD project ideas. However, having too many options makes it more challenging to choose the best one.

Getting confused? In this blog post, we will share some of the best NHD project ideas to spark your interest and guide you in selecting the best topic. So let's explore some of the best NHD project ideas.

Table of Contents



1. Understanding the NHD Theme
2. Brainstorming Project Ideas
3. NHD Project Ideas
4. Tips for Successful NHD Projects
5. Using Primary and Secondary Sources for Your NHD Project
6. Effective Presentation Techniques for Your NHD Project
7. Common Mistakes to Avoid in Your NHD Project
8. Judging Criteria for NHD Projects
9. Choosing the Right Format for Your NHD Project
10. Top Tips for NHD Success
11. What are the 5 types of projects you can choose from for NHD?
12. How to choose a NHD topic?
13. NHD Project Examples
14. NHD 2025 Topic Ideas
15. NHD theme 2025 rights and responsibilities
16. NHD Rights And Responsibilities Topics
17. Turning Points in History NHD Topic Ideas
18. Conclusion

Understanding the NHD Theme

Each year, National History Day (NHD) has a theme that helps guide your project. This theme is like a map, helping you explore history in a specific way. It's important to understand the theme so that your project stays on track.

How to interpret the annual theme?

The theme is usually broad, but you can make it more specific. Start by thinking about:

- How does this theme connect to history that interests you?
- What events, people, or ideas fit with this theme?
- What stories in history best match the theme?

For example, if the theme is “Frontiers in History,” you might look into exploration, new discoveries, or important changes in history.

Aligning your project with the theme

After choosing your topic, make sure it connects to the theme. Your project should explain your topic’s history and show how it relates to the theme. For example:

- If you pick an explorer, you can talk about how their discoveries expanded knowledge of the world, fitting with the theme “Exploration.”
- If you focus on a social movement, you can explain how it changed society, relating to the theme “Change.”

By connecting your project to the theme, you’ll tell a more focused and relevant history story.

Brainstorming Project Ideas

Here are some simple ways to come up with ideas for your National History Day project:

Idea	Description
Think About the Theme	Look at the theme in different ways. For example, explore famous explorations or cultural exchanges.
Look at Local History	Research history in your town or community. Find a local event, person, or place that fits the theme.
Consider Different Perspectives	Think about how different people experienced or impacted an event, like soldiers, families, or leaders.

Idea	Description
Focus on Art or Culture	Explore how art, music, or literature connects to the theme. How did creative people share or reflect on history?
Find Untold Stories	Look for lesser-known events or people that might be interesting to explore.
Think About Technology or Inventions	Explore how inventions or new technology changed the world. For example, the impact of the printing press or the telephone.
Explore Big Events	Choose major historical events, like wars or social movements. How did they change the world?
Use Primary Sources	Look at diaries, letters, or old newspapers for personal stories and new insights into history.
Ask a Question	Start with a question like “How did the printing press change history?” or “What role did women play in the civil rights movement?”
Combine Topics	Mix different ideas together, like studying how a big event affected different countries or cultures.

These tips should help you find a great idea for your NHD project!

See also [141+ Trending All About Me Project Ideas For Students](#)

NHD Project Ideas

Here are simple and engaging project ideas in each category:

Historical Events

1. The start of the American Revolution.
2. The Civil Rights Movement’s impact.
3. The fall of the Berlin Wall.

4. The Great Depression's challenges.
5. The Black Death in Europe.
6. The bombing of Hiroshima.
7. The causes of World War I.
8. The fight for women's right to vote.
9. The Space Race and its importance.
10. The first Moon landing.

Historical Figures

1. Harriet Tubman and the Underground Railroad.
2. Thomas Edison's life and inventions.
3. Amelia Earhart's achievements in aviation.
4. Rosa Parks and the bus boycott.
5. Albert Einstein's discoveries.
6. Cleopatra's leadership in Egypt.
7. Martin Luther King Jr.'s dream of equality.
8. Queen Elizabeth I's rule of England.
9. Winston Churchill during World War II.
10. Frida Kahlo's art and influence.

Social Movements

1. The women's suffrage movement.
2. The rise of LGBTQ+ rights.
3. Labor unions fighting for workers.
4. The environmental movement's growth.
5. The Black Lives Matter movement.
6. Abolitionists and the fight against slavery.
7. The rise of feminism.
8. The fight against apartheid in South Africa.
9. Native American rights movements.
10. The farmworkers' rights movement.

Cultural History

1. The rise of jazz music.
2. The Harlem Renaissance.

3. Hollywood's early days.
4. The Great Migration.
5. The spread of social media.
6. The impact of television on culture.
7. The global rise of anime.
8. The start of fashion trends.
9. The spread of hip-hop music.
10. How the internet changed culture.

Political History

1. The writing of the U.S. Constitution.
2. The Watergate scandal.
3. The Cold War and its effects.
4. The rise of fascism in Europe.
5. The creation of the United Nations.
6. JFK's assassination.
7. Civil War amendments and their importance.
8. The start of the European Union.
9. The role of women in politics.
10. Political parties in U.S. elections.

Technological Innovations

1. Alexander Graham Bell's telephone invention.
2. The rise of the internet.
3. The Wright brothers and flight.
4. The creation of the atomic bomb.
5. How computers changed daily life.
6. The steam engine's impact on the world.
7. The printing press and its effects.
8. The discovery of penicillin.
9. Electricity and how it shaped life.
10. Space exploration and its advances.

Global History

1. The fall of the Roman Empire.

2. The importance of the Silk Road.
3. Explorers' discoveries.
4. Gandhi and India's independence.
5. The effects of European colonialism.
6. The spread of Islam.
7. The French Revolution's causes.
8. The Opium Wars.
9. The rise and fall of the Aztecs.
10. The achievements of the Maya.

War and Conflict

1. The start of World War II.
2. The Vietnam War.
3. The Korean War.
4. The Gulf War.
5. The Crusades.
6. The Battle of Gettysburg.
7. The Rwandan Genocide.
8. The Falklands War.
9. The war in Syria.
10. The Cold War's tensions.

Science and Discovery

1. Darwin's theory of evolution.
2. The discovery of penicillin.
3. Mapping the human genome.
4. Einstein's contributions to science.
5. How vaccines save lives.
6. The discovery of electricity.
7. The Hubble Space Telescope's findings.
8. How the internet started.
9. Women's role in science.
10. The discovery of DNA.

See also [211+ Best Alamo Project Ideas](#)

Economic History

1. The California Gold Rush.
2. The 2008 financial crisis.
3. The spread of capitalism.
4. The role of banks in economies.
5. Labor unions and workers' rights.
6. The Industrial Revolution's impact.
7. The growth of consumer culture.
8. The stock market's function.
9. Big corporations in history.
10. Immigration's impact on the economy.

Art and Architecture

1. Building the Eiffel Tower.
2. The Mona Lisa's importance.
3. Greek architecture's influence.
4. Michelangelo's famous works.
5. The Great Wall of China.
6. The Renaissance period in art.
7. Egyptian art and its style.
8. Gothic architecture in Europe.
9. The Pyramids of Giza.
10. The rise of modern art.

Music and Entertainment

1. The Beatles' influence on music.
2. Jazz music and its roots.
3. Hollywood's early history.
4. Rock and roll's rise.
5. Broadway musicals.
6. Hip-hop music's global reach.
7. How radio changed music.
8. The popularity of video games.
9. Pop music's influence.
10. TV's role in entertainment.

Geography and Exploration

1. The creation of maps.
2. Early explorers' journeys.
3. The Amazon Rainforest.
4. The Sahara Desert.
5. Mount Everest's importance.
6. The Nile River's role.
7. The Great Barrier Reef.
8. Arctic and Antarctic regions.
9. The Grand Canyon's beauty.
10. The Seven Wonders of the World.

Literature and Writing

1. Shakespeare's impact on stories.
2. The Harlem Renaissance in writing.
3. *The Wizard of Oz* and its meaning.
4. Anne Frank's diary and history.
5. The story of *The Odyssey*.
6. The themes of *The Catcher in the Rye*.
7. Dr. Seuss books and their lessons.
8. The legacy of *The Great Gatsby*.
9. *The Hobbit* as a classic story.
10. Mark Twain's *Tom Sawyer*.

Environmental History

1. The Dust Bowl's challenges.
2. Deforestation around the world.
3. The start of the environmental movement.
4. Climate change and its effects.
5. Pollution's impact on nature.
6. The Clean Water Act's importance.
7. Saving endangered species.
8. Conservation efforts and their results.
9. The Industrial Revolution's impact.
10. The need for renewable energy.

Tips for Successful NHD Projects

Here are the best tips for successful NHD projects:

Tip	Description
Start Early	Give yourself enough time to research, create, and revise your project.
Pick a Topic You Like	Choose something that interests you. It will make the research process more fun.
Stick to the Theme	Make sure your project connects with the annual NHD theme.
Use Reliable Sources	Use trustworthy books, articles, and websites. Primary sources like photos and letters are great too.
Organize Your Research	Take clear notes and keep your research organized into sections.
Have a Clear Thesis	Your project should make a clear point or argument.
Be Creative	Make your project interesting and unique with visuals or creative elements.
Tell a Story	History is about people and events. Make your topic come to life by telling a good story.
Practice Your Presentation	If you have to present, practice speaking clearly and confidently.
Follow the Rules	Read NHD's guidelines and make sure your project follows them.

These tips will help you create a strong and successful NHD project!

Using Primary and Secondary Sources for Your NHD Project

Here are the best tips for using primary and secondary sources for your NHD project:

Primary Sources

What are they?

First-hand materials like letters, photos, or official documents from the time you're studying.

Why use them?

They give direct, authentic information for your project.

How to find them?

Check libraries, museums, archives, or online collections.

Secondary Sources

What are they?

Books, articles, or documentaries that explain or analyze primary sources.

Why use them?

They provide extra context and expert opinions.

See also [121+ Hands-On Day of the Dead Project Ideas for All Ages](#)

How to find them?

Use online databases, academic articles, or library resources.

Why Use Both?

Primary sources add authenticity to your project.

Secondary sources give you context and help explain your findings.

Check Your Sources

Make sure your sources are reliable to avoid incorrect information.

Using both types of sources will strengthen your NHD project and make it more credible.

Effective Presentation Techniques for Your NHD Project

Have a close look at effective presentation techniques for your NHD project:

Tip	Description
Start Strong	Begin with an interesting fact, question, or quote to grab attention.
Keep It Organized	Use a clear structure: introduction, body, and conclusion.
Engage Your Audience	Ask questions or share a story to keep them interested.
Use Simple Visuals	Add clear and relevant images or charts to support your points.
Practice Speaking	Rehearse until you feel confident. Speak clearly and make eye contact.
Prepare for Questions	Think of possible questions and practice your answers.
Stick to Your Points	Stay focused on the main topic and avoid going off-track.
Use Body Language	Stand tall, use gestures, and avoid distractions.
End with a Summary	Wrap up with a quick summary of your main ideas.

Tip	Description
Stay Calm	Take a deep breath and enjoy sharing your project.

These tips will help you create a clear, engaging, and confident NHD presentation!

Common Mistakes to Avoid in Your NHD Project

Here are some of the common mistakes to avoid in your NHD project:

Mistake	Description
Losing Focus	Stick to your topic and avoid adding unnecessary details.
Missing the Theme	Make sure your project connects directly to the theme.
Too Much Text	Don't overload with text. Use visuals to make your points clearer.
Weak Research	Use reliable sources and include both primary and secondary sources.
Not Reviewing	Always check for spelling and grammar errors before submitting.
Overcomplicating	Keep your presentation simple and clear, without too many fancy features.
Skipping Practice	Rehearse your presentation to feel confident.
Going Over Time	Stick to the time limit for your presentation.

Mistake	Description
Unprepared for Questions	Be ready to answer questions in a clear and confident way.
Rushing the End	Finish strong by summarizing your main points.

Avoiding these mistakes can help make your NHD project clear and successful!

Judging Criteria for NHD Projects

Have a close look at judging criteria for NHD projects:

Criteria	Description
Historical Accuracy	Make sure your facts are correct. Judges look for reliable sources and accurate details.
Connection to the Theme	Your project should clearly relate to the theme. Judges want to see how your topic fits with it.
Research Quality	Judges check how well you researched your topic. Use strong sources, like primary documents and interviews.
Analysis and Understanding	Don't just list facts. Explain why your topic matters and how it connects to history.
Clarity and Organization	Keep your project easy to follow. A clear structure helps judges understand your work better.
Creativity	Show your originality. Judges appreciate fresh and unique ways to present your topic.
Effective Communication	Be clear in your explanation. Make sure your audience can easily follow your ideas.
Presentation	How well is your project put together? Judges consider the quality and neatness of your work.

Criteria	Description
Engagement	Your project should capture attention. Judges like projects that are interesting and hold the viewer's focus.
Time Management	Stick to the time limits. Judges value projects that stay on schedule without rushing.

These tips will help guide your project to meet the NHD standards and impress the judges!

Choosing the Right Format for Your NHD Project

Here are best tips for choosing right format for your NHD project:

Documentary

- **Best for:** Making a video.
- **Why:** It's great if you like creating videos with images and narration.
- **Tip:** Keep it short, clear, and fun!

Exhibit

- **Best for:** Displaying your research with pictures and text.
- **Why:** Perfect if you enjoy organizing visuals and info on a board.
- **Tip:** Make it neat and easy to read.

Website

- **Best for:** Sharing online.
- **Why:** A website is good if you want to share images, videos, and links.
- **Tip:** Keep it simple and easy to navigate.

Performance

- **Best for:** Acting out history.
- **Why:** If you love acting, this is your chance to bring history to life.

- **Tip:** Practice so your performance is smooth.

Paper

- **Best for:** Writing.
- **Why:** A written paper is perfect if you prefer explaining things in detail.
- **Tip:** Organize your ideas clearly with a good introduction and conclusion.

Pick the format that suits your strengths and feels fun!

Top Tips for NHD Success

Here are some of the top tips for NHD success:

Start Early

- Give yourself plenty of time to research and create.
- **Tip:** Less stress, more success!

Understand the Theme

- Make sure your topic fits the NHD theme.
- **Tip:** Read the theme carefully and brainstorm ideas that match.

Use Good Sources

- Research with primary sources (like photos and letters).
- **Tip:** Secondary sources (books, articles) are helpful too, but make sure they're reliable.

Stay Organized

- Keep your research and notes in order.
- **Tip:** Digital folders or physical binders work great for keeping things tidy.

Be Creative

- Make your project stand out!
- **Tip:** Use visuals and clear explanations to catch attention.

Practice Your Presentation

- Rehearse until you feel confident.
- **Tip:** Practice in front of family or friends for feedback.

Follow the Rules

- Stick to the NHD guidelines.
- **Tip:** Double-check the rules on the NHD website.

Ask for Feedback

- Get advice from teachers, friends, or family.
- **Tip:** A fresh perspective can help improve your project.

Enjoy the Process!

- Have fun while learning.
- **Tip:** The more fun you have, the better your project will turn out!

What are the 5 types of projects you can choose from for NHD?

For National History Day (NHD), you can choose from these 5 types of projects:

Project Type	Description
Exhibit	A display with pictures, text, and artifacts about your topic.
Documentary	A short film that explains your topic with video and audio.
Website	An online site to share your research with text and images.
Performance	A live reenactment or play about your topic.

Project Type	Description
Paper	A written report that explains your topic in detail.

These are the different ways you can present your project!

How to choose a NHD topic?

Here's how to choose a National History Day (NHD) topic:

Step	Description
Pick Something You Like	Choose a topic that interests you. It will make the project more fun.
Match It to the Theme	Make sure your topic fits the NHD theme for the year.
Choose a Specific Event or Person	Pick a smaller part of history to focus on, like one event or person.
Do Some Research	Check if there's enough information to learn about your topic.
Think About Your Project Type	Consider what kind of project you want to do (exhibit, documentary, website, etc.).

These steps will help you pick a good topic!

NHD Project Examples

Here are some simple examples of National History Day (NHD) projects:

Type	Description
Exhibit	A display about The Civil Rights Movement with photos and key events.
Documentary	A short video about The Apollo 11 Moon Landing with clips and narration.
Website	A website about The Harlem Renaissance with pictures, text, and music.
Performance	A skit showing The Signing of the Declaration of Independence.
Paper	A written paper about The Industrial Revolution and how it changed the world.

These ideas show how you can present your project in different ways!

NHD 2025 Topic Ideas

Here are some very simple National History Day (NHD) topic ideas for 2025:

Topic	Description
The Civil Rights Act of 1964	How the law helped fight racism.
Women's Right to Vote	The fight for women to vote.
The Internet	How the internet changed how we talk.
The Fall of the Soviet Union	How the Soviet Union ended.
The Printing Press	How the printing press helped spread news.
The Moon Landing	The first time people landed on the moon.
The Great Depression	How the Great Depression affected people.

Topic	Description
Ending Slavery in the U.S.	How slavery ended in the U.S.
Pearl Harbor Attack	How the Pearl Harbor attack led to the U.S. joining WWII.
Social Media	How social media changed communication.

These topics are simple and focus on big moments in history!

NHD theme 2025 rights and responsibilities

Here's a simple table of National History Day 2025 topic ideas for the theme **“Rights and Responsibilities”**:

Topic	What It's About
Civil Rights Movement	How people fought for equal rights.
Women's Right to Vote	How women got the right to vote.
U.S. Constitution	How it gave people rights and rules.
Ending Slavery	How slavery was ended in the U.S.
Human Rights Declaration	How it protects rights for everyone.
LGBTQ+ Rights	How LGBTQ+ people fought for equality.
Bill of Rights	How it protects people's rights.
United Nations	How the UN protects rights worldwide.
Fair Trial	Why everyone deserves a fair trial.
Freedom of Speech	Why freedom of speech is important.

These topics are simple and focus on rights and responsibilities!

NHD Rights And Responsibilities Topics

Here are simpler National History Day topics for “**Rights and Responsibilities**”:

1. **Civil Rights Movement** – Fighting for equal rights.
2. **Women’s Right to Vote** – Women winning the right to vote.
3. **The U.S. Constitution** – Protecting rights and setting rules.
4. **Ending Slavery** – The end of slavery in America.
5. **The Bill of Rights** – The first 10 rights we have.
6. **LGBTQ+ Rights** – Fighting for LGBTQ+ equality.
7. **Freedom of Speech** – The right to speak freely.
8. **The United Nations** – How the UN helps protect rights.
9. **The Right to Education** – Education as a basic right.
10. **Child Labor Laws** – Protecting children at work.

These topics show how rights and responsibilities have shaped history.

Turning Points in History NHD Topic Ideas

Here are some simple **National History Day** topic ideas for “**Turning Points in History**”:

1. **The American Revolution** – Gaining independence from Britain.
2. **The End of World War II** – How the world changed after the war.
3. **The Civil Rights Movement** – Fighting for equal rights.
4. **The Invention of the Printing Press** – Changing how we share information.
5. **The Fall of the Berlin Wall** – Ending the divide between East and West Germany.
6. **The Signing of the Declaration of Independence** – A key moment in U.S. history.
7. **The Women’s Suffrage Movement** – Women winning the right to vote.
8. **The Space Race** – The U.S. landing on the moon.
9. **The Industrial Revolution** – Machines changing how we work.
10. **The End of Apartheid in South Africa** – Ending racial separation.

These topics show important moments that changed history!


Conclusion

In conclusion, picking the right topic for your National History Day project is a great way to explore important moments in history. Whether you’re interested in social movements, major inventions, or key events, many topics show how history has shaped our world.

Choosing a topic that interests you and also helps you to enjoy the research process to learn about the key events that affect our world. The best project ideas are all about the curiosity and experiment that it offers to learn more about the event. So let's pick the best one and enjoy the process.


[← Previous Post](#)

Related Posts



**129+ Innovative MSC
Mathematics Project Ideas for
Students**

[Leave a Comment](#) / [General](#) / [By Adam Tesla](#)



**50 Most Innovative SUPW
Project Ideas to Test Your Skills**

[Leave a Comment](#) / [General](#) / [By Adam Tesla](#)

Leave a Comment

Your email address will not be published. Required fields are marked *

Type here..

Name*

Email*

☐ Save my name, email, and website in this browser for the next time I comment.

Post Comment »

Website

Recent Posts

145+ Fresh & Best NHD Project Ideas for Your Next Assignment

211+ Innovative Balloon Car Project Ideas

195+ Astonishing DNP Project Ideas for Primary Care

222+ Creative Final Art Project Ideas High School

151+ Design Thinking Project Ideas For Engineering Students

Categories

[Computer Science](#)

[General](#)

[Humanities](#)


[Mini](#)

The image shows a newsletter subscription form. The top half of the page has a light orange background. The bottom half has a white background with decorative curved shapes in blue, teal, and yellow. A small orange line is centered on the boundary between the orange and white sections. The form itself is centered in the white area and includes a title, a description, an email input field, and a subscribe button.

Subscribe to Our Newsletter

Subscribe us for latest project ideas on all subjects into your email.

Subscribe



Top Pages

[Privacy Policy](#)
[Disclaimer](#)
[Terms And Conditions](#)

Top Categories

[Computer Science](#)
[General](#)
[Humanities](#)
[Mini](#)

Follow us on

