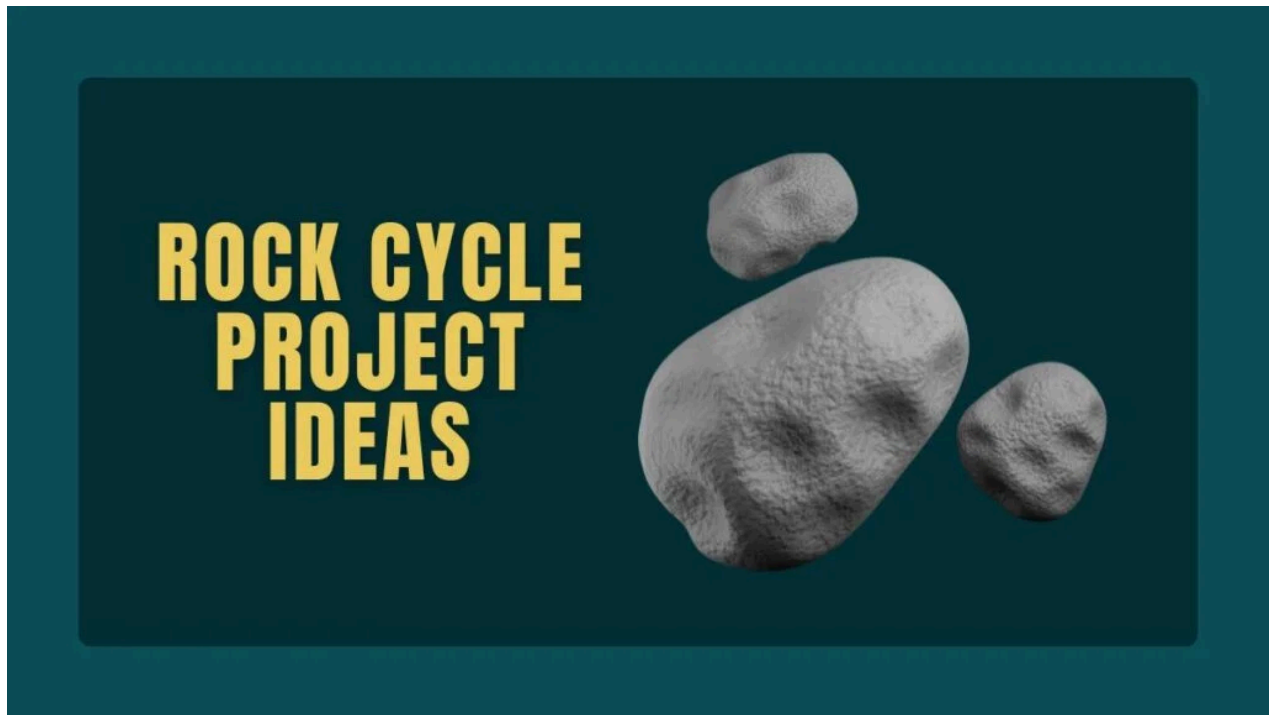




## 249+ Innovative Rock Cycle Project Ideas

[Leave a Comment / General](#)



Check out easy rock cycle project ideas! Learn how rocks change with simple experiments and fun activities.

Have you ever wondered how rocks change? The rock cycle is how rocks turn into different types using heat, pressure, and time. It might sound tricky, but it's actually really

cool!

If you're working on a rock cycle project, I've got some fun ideas to help you learn how rocks form. From making models to doing simple experiments, these activities will make it easy to understand how rocks change. Let's explore the rock cycle!

## Table of Contents



1. Importance of Understanding the Rock Cycle
2. What is the Rock Cycle?
3. Types of Rocks in the Rock Cycle
4. Rock Cycle Project Ideas
5. Rock Cycle Project for Different Education Levels
6. Integrating Technology in Rock Cycle Projects
7. Field Trips and Outdoor Activities
8. Rock Cycle Project Ideas
9. 3d Rock Cycle Project Ideas
10. How do you make a rock cycle project?
11. What are good questions for the rock cycle?
12. How do you make a rock project?
13. Conclusion

# Importance of Understanding the Rock Cycle

Here's why understanding the rock cycle is important, with more details:

## Earth's history

- Shows how rocks change over time.
- Helps us learn about how mountains, valleys, and other landforms were formed.

## Natural resources

- Explains how things like metals and fossil fuels are made.
- Helps us find and use these resources for energy and technology.

## **Soil formation**

- Rocks break down to create soil, which is needed for growing plants.
- Helps us understand how good soil is made.

## **Natural disasters**

- Helps us understand volcanoes, earthquakes, and landslides.
- Knowing how rocks move helps us predict these events.

## **Protecting the environment**

- Helps us mine and build in ways that protect nature.
- Understanding rocks helps reduce damage to the environment.

## **Jobs and careers**

- Important for people working in science, mining, and building.
- Helps geologists and other workers understand rocks better.

## **Climate change**

- Rocks can store carbon, which affects the climate.
- Understanding the rock cycle helps find ways to reduce carbon.

# **What is the Rock Cycle?**

The rock cycle shows how rocks change from one type to another over time.

## **Key Processes**

### **Formation**

- **Igneous rocks:** Form when molten rock cools down.
- **Sedimentary rocks:** Form from layers of dirt and rocks pressed together.
- **Metamorphic rocks:** Form when rocks are changed by heat and pressure.

## **Erosion**

- Rocks break into smaller pieces due to rain, wind, or ice.
- These pieces can form new rocks.

## **Metamorphism**

- Rocks change into different types because of heat and pressure.
- This makes the rocks stronger.

# **Types of Rocks in the Rock Cycle**

There are three main types of rocks:

## **Igneous Rocks**

- Formed when hot rock cools down.
- Example: Granite, Basalt.

## **Sedimentary Rocks**

- Formed from layers of dirt and rocks pressed together.
- Example: Sandstone, Limestone.

## **Metamorphic Rocks**

- Formed when rocks are changed by heat and pressure.
- Example: Marble, Slate.

# **Rock Cycle Project Ideas**

Here are some of the best rock cycle project ideas:

# Hands-On Rock Cycle Projects

1. Rock Collection and Labeling
2. Create a 3D Rock Cycle Model Using Clay
3. Rock Cycle Diorama
4. Make a Rock Cycle Mobile
5. Create a Rock Sorting Box
6. Rock Cycle Garden with Real Rocks
7. Build a Rock Cycle Chain with Paper Clips
8. Construct a Rock Cycle Volcano Model
9. Design a Rock Cycle Sculpture with Natural Materials
10. Make a Rock Cycle Path Using Real Rocks

# Creative Rock Cycle Projects

1. Draw a Rock Cycle Poster
2. Make a Rock Cycle Flipbook
3. Create a Rock Cycle Storybook
4. Make a Rock Cycle Collage
5. Create a Rock Cycle Comic Strip
6. Paint a Rock Cycle Mural
7. Design Rock Cycle T-Shirts
8. Create a Rock Cycle Puzzle
9. Make a Rock Cycle Pop-Up Book
10. Design Rock Cycle Greeting Cards

# Rock Cycle Experiment Projects

1. Simulate Rock Melting Using Chocolate
2. Rock Weathering Experiment with Water
3. Create an Erosion Experiment Using Sand and Water
4. Simulate Sedimentation Using Layers of Materials
5. Make a Simple Rock Cycle in a Jar
6. Experiment with Heating and Cooling Wax for Rock Formation

7. Crush Rocks to Show Weathering Process
8. Use Ice to Show Rock Freezing and Cracking
9. Simulate Compression Using Playdough for Metamorphic Rocks
10. Test Different Types of Rock for Weathering Durability

## **Field-Based Rock Cycle Projects**

1. Go on a Rock Hunt and Identify Rocks
2. Take a Field Trip to a Quarry or Geology Site
3. Create a Rock Cycle Nature Journal
4. Find Rock Layers in a Canyon
5. Take Photos of Rock Formations in Nature
6. Make a Rock Cycle Map of Your Area
7. Explore a Beach and Identify Coastal Rocks
8. Collect Rocks from Different Environments (Mountain, Desert, River)
9. Do a Rock Cycle Scavenger Hunt
10. Organize a Guided Rock Cycle Walk for Classmates

## **Technology-Based Rock Cycle Projects**

1. Create a Rock Cycle Animation
2. Make a Rock Cycle Video Using Props
3. Design a Rock Cycle PowerPoint Presentation
4. Build a Rock Cycle Interactive Website
5. Develop a Rock Cycle App with Fun Facts
6. Make a Digital Rock Cycle Map
7. Record a Rock Cycle Podcast
8. Create a Virtual Rock Cycle Model
9. Use a Computer Program to Simulate Rock Formation
10. Design a Rock Cycle Quiz App

## **Rock Cycle Research Projects**

1. Research the Rock Cycle and Present Your Findings

2. Write a Research Paper on the Types of Rocks
3. Create a Rock Cycle Fact Sheet
4. Compare Rocks Found in Different Parts of the World
5. Research the Geological History of a Region
6. Create a Rock Cycle Timeline
7. Study the Formation of Specific Rocks and Present Findings
8. Research the Environmental Impact of Rock Mining
9. Look into the Role of Volcanoes in the Rock Cycle
10. Research Fossils and Their Role in the Rock Cycle

See also [145+ Interesting Veterans Day Project Ideas](#)

## Artistic Rock Cycle Projects

1. Create a Rock Cycle Collage Using Colored Paper
2. Design Rock Cycle Art with Mixed Media
3. Paint Rocks to Represent Different Rock Types
4. Sculpt Rocks Using Clay or Modeling Materials
5. Make a Rock Cycle Mosaic
6. Create a Rock Cycle Drawing with Pastels
7. Make Rock Cycle Stamps for Printing
8. Design a Rock Cycle Tapestry
9. Carve Rocks to Show the Changes in the Rock Cycle
10. Use Beads and Buttons to Create a Rock Cycle Display

## Storytelling Rock Cycle Projects

1. Write a Story About a Rock's Journey
2. Create a Puppet Show Based on the Rock Cycle
3. Make a Rock Cycle Skit
4. Develop a Short Film About the Rock Cycle
5. Write a Poem About the Rock Cycle
6. Create a Rock Cycle Storyboard

7. Design a Rock Cycle Interactive Book
8. Create Rock Cycle Characters and Write a Play
9. Use Voice Recording to Tell a Rock Cycle Story
10. Write a Rock Cycle Adventure Novel

## **DIY Rock Cycle Projects**

1. Create a DIY Rock Cycle Model with Household Items
2. Make a Rock Cycle Wheel of Fortune
3. Build a Rock Cycle Clock with Moving Parts
4. Design a Rock Cycle Calendar
5. Create a Rock Cycle Jar with Different Layers
6. Build a Rock Cycle Spinner Game
7. Make a Rock Cycle Paper Craft Project
8. Create a Rock Cycle Garden using Soil and Rocks
9. Make a Rock Cycle Puzzle with Cardboard
10. Build a Rock Cycle Board Game

## **Fun Rock Cycle Games**

1. Create a Rock Cycle Trivia Game
2. Design a Rock Cycle Bingo Game
3. Make a Rock Cycle Memory Game
4. Build a Rock Cycle Maze
5. Develop a Rock Cycle Card Game
6. Create a Rock Cycle Quiz Show
7. Design a Rock Cycle Relay Race
8. Create a Rock Cycle Word Search
9. Make a Rock Cycle Crossword Puzzle
10. Build a Rock Cycle Bingo Wheel

## **Rock Cycle Video Projects**

1. Create a Rock Cycle Explainer Video



2. Make a Rock Cycle Stop Motion Animation
3. Create a Video Diary of Your Rock Cycle Research
4. Interview a Geologist and Discuss the Rock Cycle
5. Make a Rock Cycle Time-Lapse Video
6. Record a Rock Cycle How-To Video
7. Create a Rock Cycle Animation Using Simple Software
8. Create a YouTube Channel for Rock Cycle Learning
9. Film a Virtual Tour of Rock Types Around the World
10. Make a Rock Cycle Travel Vlog

## **Rock Cycle Science Projects**

1. Create a Rock Cycle Science Experiment Journal
2. Test Different Rock Types for Durability
3. Study the Temperature at Which Rocks Melt
4. Research the Role of Pressure in Metamorphic Rocks
5. Test How Water Erodes Different Rocks
6. Experiment with Creating Sediment Layers
7. Measure Rock Density and Compare Types
8. Make a Chart of Rock Cycle Stages
9. Simulate Rock Formation in Different Environments
10. Create a Rock Cycle Observation Log

## **Rock Cycle Mapping Projects**

1. Create a Map Showing Local Rock Layers
2. Design a Rock Cycle Map of a Geological Region
3. Map the Distribution of Different Rock Types Worldwide
4. Create a Topographical Map of a Rock Formation
5. Make a Cross-Section Map of Earth's Layers
6. Draw a Map Showing the Formation of Mountains
7. Design a Rock Cycle Path on a Map
8. Create a Rock Cycle Adventure Map
9. Create a 3D Model of a Rock Cycle Map

10. Map the Flow of Erosion in a Region

## **Environmental Rock Cycle Projects**

1. Research the Impact of Mining on Rock Formations
2. Create a Presentation on How Rocks Affect the Environment
3. Study the Role of Rocks in Soil Fertility
4. Investigate How the Rock Cycle Affects Plant Growth
5. Create a Poster on Sustainable Rock Mining
6. Design an Educational Brochure on Rock Conservation
7. Create a Rock Cycle Recycling Program
8. Study the Effects of Natural Disasters on the Rock Cycle
9. Make a Chart Showing Rock Erosion's Environmental Impact
10. Research the Role of Rocks in Water Filtration

## **Geography and Rock Cycle Projects**

1. Create a World Map Showing Major Rock Formations
2. Study How Different Climate Zones Affect Rock Types
3. Research the Role of Volcanoes in the Rock Cycle
4. Make a Map of Major Mountain Ranges and Their Rocks
5. Study the Effects of Earthquakes on Rock Formation
6. Create a Map of Rock Types in Your Local Area
7. Make a Rock Cycle Map for a Specific Country
8. Research the Rock Cycle in Different Countries
9. Make a Geology Map of the United States
10. Design a Global Rock Cycle Poster

## **Interactive Rock Cycle Projects**

1. Create an Interactive Rock Cycle Board Game
2. Make an Interactive Rock Cycle Website
3. Build an Interactive Rock Cycle App
4. Design an Interactive Rock Cycle Poster with QR Codes

5. Create a Rock Cycle Flashcards App
6. Make a Rock Cycle Virtual Reality Experience
7. Build an Interactive Rock Cycle Timeline
8. Create an Interactive Rock Cycle Quiz
9. Develop an Interactive Rock Cycle Map
10. Create a Rock Cycle Escape Room Game

## Rock Cycle Historical Projects

1. Research the History of Rock Formation
2. Create a Timeline of the Rock Cycle
3. Study the First Rocks on Earth
4. Research How Early Humans Used Rocks
5. Create a Historical Chart of Rock Layers
6. Explore the Evolution of Rocks Over Time
7. Design a Historical Display of Geological Changes
8. Make a Rock Cycle Booklet on Geological History
9. Research Ancient Rock Formations
10. Make a Documentary About the History of Rocks

See also [215+ Best Civic Engagement Project Ideas](#)

## Rock Cycle Role-Playing Projects

1. Role-Play as Different Types of Rocks
2. Create a Rock Cycle Skit
3. Make a Rock Cycle Puppet Show
4. Write a Rock Cycle Play
5. Role-Play a Geologist Explaining Rock Types
6. Create Rock Cycle Character Costumes
7. Make a Rock Cycle Skit for Class Presentation
8. Write a Rock Cycle Adventure Story
9. Create a Rock Cycle Detective Mystery Game

10. Perform a Rock Cycle Skit Using Props

## **Rock Cycle Art Projects**

1. Paint Rocks to Represent Each Stage of the Cycle
2. Create a Rock Cycle Art Piece Using Recycled Materials
3. Make Rock Cycle Prints Using Paint and Rocks
4. Create a Clay Sculpture of Rocks
5. Make a Collage Using Natural Materials
6. Design Rock Cycle Jewelry Using Stones
7. Create Rock Cycle Mosaics with Colored Paper
8. Use Textured Materials to Create a Rock Cycle Art Display
9. Make a Rock Cycle Pottery Design
10. Create a Rock Cycle Wall Hanging Using Fabric

## **Rock Cycle Public Awareness Projects**

1. Design an Educational Rock Cycle Brochure
2. Make a Rock Cycle Awareness Poster
3. Create a Rock Cycle Public Service Announcement
4. Organize a Rock Cycle Awareness Event
5. Create a Rock Cycle Awareness Campaign Video
6. Design a Rock Cycle Pamphlet
7. Create a Rock Cycle Social Media Awareness Campaign
8. Develop a Rock Cycle Information Website
9. Create a Rock Cycle Workshop for Schools
10. Make a Rock Cycle Public Awareness Poster Series

## **Rock Cycle Project for Different Education Levels**

Here are some of the best rock cycle project for different education levels:

Here are rock cycle project ideas in plain, single-line descriptions for each education level:

## **Elementary School (Grades 1-5)**

1. Sort rocks by color and texture.
2. Create a clay model of the rock cycle.
3. Find and classify rocks outside.
4. Draw a poster of the rock cycle.
5. Write a story about a rock's journey.
6. Make a chart showing the rock cycle steps.
7. Use sandpaper to show rock weathering.
8. Demonstrate rock erosion with water.
9. Build a small garden using different rocks.
10. Create a flipbook of rock cycle stages.

## **Middle School (Grades 6-8)**

1. Build a 3D diorama of the rock cycle.
2. Research and explain the three rock types.
3. Layer materials in a jar to show sedimentation.
4. Make an animation of the rock cycle.
5. Test how rocks change with water and wind.
6. Build a model showing how igneous rocks form.
7. Create a rock cycle board game.
8. Draw a comic about rock transformations.
9. Present the rock cycle in class.
10. Create a slideshow on the rock cycle.

## **High School (Grades 9-12)**

1. Write a paper on the rock cycle.
2. Create a documentary explaining the rock cycle.
3. Study local rocks and their connection to the cycle.
4. Experiment with heat and pressure to create rocks.
5. Create a timeline of the rock cycle.
6. Simulate the rock cycle on a computer.

7. Identify minerals in a rock cycle model.
8. Research how plate tectonics affect the rock cycle.
9. Study local rocks and describe their cycle.
10. Create a campaign to explain the rock cycle.

## College/Advanced Level

1. Study rock formations and their cycle connection.
2. Research how climate change affects the rock cycle.
3. Show how rocks deform under pressure.
4. Study the rock cycle on other planets.
5. Investigate how metamorphic rocks form.
6. Survey local rocks and explain their origin.
7. Study how human activities change the rock cycle.
8. Use GIS software to simulate the rock cycle.
9. Learn how to date rocks and understand their history.
10. Study how Earth's energy systems impact the rock cycle.

## Integrating Technology in Rock Cycle Projects

Here are some easy ways to use technology in rock cycle projects:

### 1. Rock Identification Apps

Use apps to help students identify different rock types by uploading pictures.

### 2. 3D Models and Simulations

Show 3D models or [virtual simulations](#) to explain how rocks change in the cycle.

### 3. Interactive Presentations

Create digital slides with videos, quizzes, and clickable diagrams to explain the rock cycle.

### 4. Rock Cycle Games

Use educational games where students can explore the rock cycle by experimenting.

### 5. Digital Maps

Show maps to explain where different types of rocks are found around the world.

## 6. **Recording Data**

Let students use tablets to record and analyze rock data, like texture or color.

## 7. **Virtual Field Trips**

Take students on virtual tours of places like volcanoes or mountains to see the rock cycle in action.

These tools make learning about the rock cycle fun and interactive!

# Field Trips and Outdoor Activities

Here are some easy field trips and outdoor activities for rock cycle projects:

### 1. **Nature Walk**

Walk through a local park to see different types of rocks.

### 2. **Visit a Quarry**

Go to a quarry to watch how rocks are mined and learn about their formation.

### 3. **Rock Hunting**

Collect rocks outdoors and figure out which types they are.

### 4. **Beach Visit**

Explore a beach to see how waves shape rocks.

### 5. **Mountain Hike**

Hike in the mountains to look at igneous and metamorphic rocks.

### 6. **Stream Study**

Visit a stream to learn how water erodes rocks.

These activities help students see the rock cycle in real life!

# Rock Cycle Project Ideas

Here are some easy rock cycle project ideas:

## Rock Collection

- **What to Do:** Collect different types of rocks like igneous, sedimentary, and metamorphic.
- **Details:** Label each rock and say where it's found.

- **Why It Helps:** It shows you how different rocks are formed.

See also [50 Most Innovative SUPW Project Ideas to Test Your Skills](#)

## Rock Cycle Model

- **What to Do:** Build a 3D model of the rock cycle with clay.
- **Details:** Use different colors for each rock type.
- **Why It Helps:** It helps you see how rocks change.

## Rock Cycle Poster

- **What to Do:** Draw a poster showing the rock cycle.
- **Details:** Use pictures and arrows to show how rocks change.
- **Why It Helps:** It helps you remember how rocks change.

## Rock Experiment

- **What to Do:** Do a simple experiment to show how rocks melt or break.
- **Details:** Melt chocolate to show melting or crush a rock to show weathering.
- **Why It Helps:** It makes learning fun and hands-on.

## Field Trip or Nature Walk

- **What to Do:** Go for a walk and find rocks.
- **Details:** Look at the rocks and figure out how they formed.
- **Why It Helps:** It connects what you learn to real rocks in nature.

## Rock Cycle Animation

- **What to Do:** Make a simple animation of the rock cycle.
- **Details:** Use an app or software to show how rocks change.
- **Why It Helps:** It makes the rock cycle fun and easy to understand.



# Rock Cycle Story

- **What to Do:** Write a story about a rock's journey.
- **Details:** Tell how the rock changes from one type to another.
- **Why It Helps:** A fun way to learn about rocks!

These ideas make learning about the rock cycle easy and fun!

## 3d Rock Cycle Project Ideas

Here are some simple 3D rock cycle project ideas:

### 3D Rock Cycle Model

- **What to Do:** Use clay or playdough to make different types of rocks (igneous, sedimentary, metamorphic).
- **Details:** Show how the rocks change by melting, cooling, and pressing.
- **Why It Helps:** It helps you see how rocks transform in the cycle.

### Rock Cycle Diorama

- **What to Do:** Build a small scene with rocks, sand, and other materials to show the rock cycle.
- **Details:** Add labels and arrows to show how rocks change.
- **Why It Helps:** It makes the rock cycle easy to understand and fun to see.

### 3D Rock Cycle Poster

- **What to Do:** Create a poster with raised textures to show different rock types.
- **Details:** Use foam or fabric to show the rocks and arrows to show how they change.
- **Why It Helps:** The 3D look makes the cycle more exciting.

### Rock Cycle Flipbook

- **What to Do:** Make a flipbook showing the rock cycle.

- **Details:** Use small pictures or clay models that flip to show how rocks change.
- **Why It Helps:** It's a fun way to show the steps of the rock cycle.

## Rock Cycle Sculpture

- **What to Do:** Sculpt different types of rocks using clay.
- **Details:** Connect the rocks with arrows or string to show the cycle.
- **Why It Helps:** Sculpting makes it easier to understand the rock cycle.

These projects help you learn about the rock cycle in a fun, hands-on way!

## How do you make a rock cycle project?

Here's a simple way to make a rock cycle project:

### 1. Pick Your Project

Decide if you want to make a model, poster, or use a computer.

### 2. Get Materials

For a model, use clay, rocks, or paper. For a poster or computer project, get paper or a computer.

### 3. Draw the Rock Cycle

Show the stages: igneous, sedimentary, and metamorphic, and how they change.

### 4. Label the Stages

Write the names of each rock type and how they form.

### 5. Add Fun Facts

Include interesting facts, like how volcanoes make igneous rocks.

### 6. Share Your Project

Explain your project and how rocks change in the cycle.

This simple project shows how rocks are always changing!

## What are good questions for the rock cycle?

Here are some simple questions about the rock cycle:

1. What are the three types of rocks?
2. How do igneous rocks form?
3. What causes rocks to change into sedimentary rocks?
4. How are metamorphic rocks made?
5. How does weathering affect rocks?
6. What is erosion, and how does it change rocks?
7. How do volcanoes create new rocks?
8. Why do rocks change over time?
9. How does heat and pressure change rocks?
10. What happens to rocks at the Earth's surface?

These questions help students explore and understand the rock cycle!

## How do you make a rock project?

Here's a simple way to make a rock project:

### 1. **Pick Your Project Type**

Decide if you want to make a rock collection, a model, or a poster.

### 2. **Gather Rocks**

Collect different types of rocks (like igneous, sedimentary, and metamorphic).

### 3. **Label Your Rocks**

Write down the names and facts about each rock type.

### 4. **Create a Display**

Arrange the rocks on a poster or in a display box. You can also make a simple model of the rock cycle.

### 5. **Add Fun Facts**

Include interesting information about how rocks form or where they come from.

### 6. **Present Your Project**

Explain your project and what each rock is made of.

This simple project helps you learn about rocks and how they change!


## Conclusion

In conclusion, a rock cycle project is a fun way to learn how rocks change over time. Whether you're making a model, drawing a poster, or exploring outdoors, there are lots of ways to dive into the rock cycle. You'll discover how rocks form, break down, and change through melting, cooling, and pressure.

These activities make learning about the rock cycle easy and hands-on. By using simple materials, you can see how different rocks are made. This project helps you understand how rocks shape the Earth and the world around us!


[← Previous Post](#)

## Related Posts



**129+ Innovative MSC Mathematics Project Ideas for Students**

[Leave a Comment](#) / [General](#) / [By Adam Tesla](#)



**50 Most Innovative SUPW Project Ideas to Test Your Skills**

[Leave a Comment](#) / [General](#) / [By Adam Tesla](#)

## Leave a Comment

Your email address will not be published. Required fields are marked \*

Type here..

Name\*

Email\*

Save my name, email, and website in this browser for the next time I comment.

[Post Comment »](#)

Website

## Recent Posts

249+ Innovative Rock Cycle Project Ideas

235+ Best Gingerbread Man Project Ideas

Unwrap 225+ Interesting Christmas Project Ideas for School

100+ Simple & Engaging Snowman Project Ideas For Students

211+ Simple Fraction Project Ideas to Boost Math Skills

## Categories

[Computer Science](#)

[General](#)

[Humanities](#)


[Mini](#)



## Subscribe to Our Newsletter

Subscribe us for latest project ideas on all subjects into your email.

**Subscribe**



## Top Pages

- [Privacy Policy](#)
- [Disclaimer](#)
- [Terms And Conditions](#)

## Top Categories

- [Computer Science](#)
- [General](#)
- [Humanities](#)
- [Mini](#)

## Follow us on

